

Jefferson[®]
PROFESSIONAL TOOLS & EQUIPMENT

PRODUCT CATALOGUE

AUTUMN | 2020
WINTER | 2021



contents

jeffersonsontools.com

AIR TOOLS

Air Hose	17-19
Air Kit.....	20
Blow Guns.....	22
Compressors	6-15
Compressor Oil	17
Compressor Spares.....	16
Die Grinder	24
Fittings.....	22-23
Hose Reels	17-19
Hydraulic Riveter	24
Impact Socket Sets	26-27
Impact Wrenches.....	25
Paint Pot & Accessories.....	20
Palm Sander.....	24
Ratchet Wrench	24
Regulators & Lubricators	17
Spray Guns.....	20
Suzis.....	20
Tyre Inflators.....	21

WELDING

Accessories	35-47
Air Fed Welding Helmet & Accessories	38-39
Arc Welders.....	31-32
Curtains	35
Dinze Sockets.....	41
Earth Clamps.....	40
Electrodes	44
Electrode Holders.....	41
Fittings.....	43
Gas.....	42
Gas Regulators	43
Gas Torch & Accessories	42
Gauges	40
Gauntlets.....	35

WELDING (CONTINUED)

Helmets.....	36-38
Magnetic Clamps	41
Mig Welders	28-30
Panel Sockets.....	41
Plasma Cutter Accessories	34
Tig Welders	32-34
Torch Consumables.....	46-47
Trolley Cart.....	40
Welding Wire	45
Welders.....	28-34

POWER TOOLS

Bandsaws.....	57
Bench Drills	48
Bench Grinders & Stands.....	55
Bit Sets & Holders	52-53
Burrs.....	51
Cement Mixers & Accessories.....	59
Core Drill Bits.....	62
Counter Sinks	50
Cut Off Saws	55
Drill Bits & Sets.....	52-53
Drill Chucks & Adaptors.....	50
Hand Mixers & Accessories.....	59
Heat Guns & Accessories.....	58
Holesaw Sets & Accessories	51
Magnetic Drills & Accessories	60-62
Mitre Saws	56
Pillar Drills	49
Planer Blades	51
Quick Nut	51
SDS Bits & Chisels	54
Slugger Bits.....	62
Step Drills.....	50
TCT Blades.....	56
Vacuums	63

HEATING & COOLING

Fans.....	66
Heaters	64-65

PRESSURE WASHING

Accessories	69-72
Fittings.....	70
Pressure Washers	67-68
Surface Cleaners	69

ACCESS EQUIPMENT

Fibreglass Stepladders	73
Multi-Purpose Ladders	74
Platform Steps	75
Roof Rack Ladder Clamps	76
Scaffolding Towers.....	77-79
Telescopic Ladders	76



AUTOMOTIVE & WORKSHOP

Axle Stands	83-84
Bottle Jacks	82-83
Creepers	88
Engine Cranes & Accessories	88
Heel & Toe Jacks	82
Hydraulic Pipe Benders	86
Hydraulic Puller Sets	89
Load Leveller	88
Mechanics Seats	89
Parts Washer	89
Porta Power	85
Shop Presses	86-87
Transmission Jacks	84
Trolley Jacks	80-81
Wheel Skates	85

LIGHT & POWER

Battery Chargers & Conditioners	104-105
Cable Reels	102-103
Festoon Kit & Bulbs	97
Generators	98-100
Headlamps	90
Inspection Lamps	92-93
Pen Lights	91
Plugs & Sockets	101
Spotlights	91
Starter Chargers	105
Throw Leads	102
Torches	91-93
Transformers	106
Warehouse Lighting	97
Welder Generator	98
Work Lights	94-96

HAND TOOLS

Adjustable Wrenches	115
Axes / Hatchets	118-119
Bolt / Cable Cutters	115
Breaker Bars	121
Circlip Pliers	112
Clamps	114
Combination Squares	109
Crimping Sets	113
Cutters	112
Engineering Squares	108
Hacksaws	113
Hammers	118-119
Key Sets	132
Knives & Blades	111
Measuring Tapes	107
Measuring Wheel	108
Multimeters	109
Pipe Wrenches	115
Pliers & Sets	112
Pry Bars & Sets	120-121
Punch Sets	110
Ratchet Podgers	130
Ratchet Spanners & Sets	130-131
Riveter	113
Rulers	108
Screwdrivers & Sets	133-134
Sledges	118-119
Socket Ratchets	125
Sockets Sets	122-124
Spanners & Sets	127-131
Stud Extractor Sets	132
Tap & Die Sets	126
Thermometer	109
Vernier Calipers	108
Vice Grips	112
Vices	116-117
Wire Strippers	113
Wrenches	115

STORAGE, LIFTING & TRANSPORT

Cargo Net	151
Elastic Straps	152
Hand Trucks & Spare Wheels	150
Hydraulic Cylinders	146-147
Hydraulic Hand Pumps	146
Hydraulic Platform Truck	150
Jerry Cans & Spouts	149
Machine Moving Skates	149
Magnetic Lifters	147
Padlocks	135
Pallet Truck	149
Ratchet Straps	152
Rucksack	135
Storage Bin Systems	138-139
Suspended Lifting Equipment	148
Tool Boxes	135
Tool Chests	140-143
Tool Sets	136-137
Truck / Site Boxes & Castors	144-145
Vertical Plate Clamps	148
Welding Gas Trolleys	151
Workshop Trolley	149

PERSONAL PROTECTION EQUIPMENT

Ear Protection	153
Eye Protection	153
Gloves	154-155
Hand Cleaner	156
Respiratory Mask Accessories	156
Rubber Mat	156

contents

jeffersonsontools.com

ABRASIVES

Cup Brushes.....	160
Cutting Discs.....	158-159
Diamond Blades.....	157
Flap Discs.....	159
Grinding Discs.....	158
Grinding Wheels.....	160
Linishing Belts.....	160
Wire Brushes.....	160

FLUID & GREASE HANDLING

Diesel Pumps & Accessories.....	167
Drain Pan.....	166
Fluid Extractor.....	163
Fluid Pumps.....	163
Funnels.....	166
Grease Guns & Accessories.....	165
Grease Pumps & Accessories.....	164
Measuring Jugs.....	166
Oil Cans.....	166
Spray Bottle.....	166
Water Pumps.....	161-163

SUNDRIES

Anti Spatter.....	170
Cable Ties.....	168
Compressor Oil.....	170
Cutting & Tapping Oil.....	170
Engine Oil.....	170
Galvanising Spray.....	170
Hand Cleaner.....	168
Multi Purpose Lubricant.....	170
Spray Paint.....	169

WARRANTY

Adding peace of mind to any purchase...



Jefferson offers a minimum one year warranty, with the compressor range covered for two years. Lifetime warranty badges can be found on some Jefferson hand tools and may apply to non-moving parts only. Visit jeffersonsontools.com/warranty/ to find out more about Jefferson Warranty and to complete a Warranty Registration Form.

SYMBOL GLOSSARY

	110 Volt Input Power		230 Volt Input Power		3-Phase Input Power
	Metric Measure		Imperial Measure		Automatic Voltage Regulator
	Total Stop System		Chrome Vanadium		Chrome Molybdenum
	Max Runtime		Magnetic Base/Hanger		Water Resistance
	Ampage Rating		Kilovolt-amperes Rating		Kilowatt Rating
	Electric Start Engine		Easy open/close tool chest drawers		Suitable for water-based paint
	Blow Moulded Case		Re-chargeable		USB Output
	Impact Resistance		Zoom Function		Hand Motion Sensor
	Wattage Rating		Max Lifting Capacity		Max Charge Time
	Drive Capacity		Max Loading Capacity		

INDUSTRIAL

The 'Industrial' badge represents products which have been tested in rugged environments, proving their durability under extreme environmental and physical demands.



HEAVY DUTY

The 'Heavy Duty' icon appears alongside products deemed suitable for use onsite which have been designed to withstand the stresses of demanding use.



LIGHT TRADE

Quality without compromise, our 'Light Trade' icon represents products suitable for less industrial applications while ensuring excellent value for money.

12 LITRE 2HP TWIN TANK COMPRESSOR

- Comes complete with pressure regulator
- Rubber mounted feet
- Welded tank to comply with the latest safety requirements
- Direct-drive, motor to pump assembly
- Aluminium head with cast-iron cylinder



	JEFLDS2012-TWIN
Tank Capacity:	12L Twin Tank
Voltage:	230V (13A)
Motor:	2HP / 1.5kW
Max Pressure:	8 Bar / 116 psi
Air Displacement:	177L/Min / 6.25cfm



230 V 13 AMP 1.5 kW

PRICE EX. VAT

25 LITRE 2HP COMPRESSOR

- Comes complete with pressure regulator
- Front rubber mounted feet with rear wheel mount
- Welded tank to comply with the latest safety requirements
- Direct-drive, motor to pump assembly
- Aluminium head with cast-iron cylinder
- Weight: 27.5kg



	JEFLD2001-110	JEFC025L08B-230
Tank Capacity:	25L Tank	25L Tank
Voltage:	110V (16A)	230V (13A)
Motor:	2HP / 1.5kW	2HP / 1.5kW
Max Pressure:	8 Bar / 116 psi	8 Bar / 116 psi
Air Displacement:	191L/Min / 7cfm	191L/Min / 7cfm



INCLUDES REMOVABLE HANDLE FOR IMPROVED ADAPTABILITY

JEFLD2001-110

110 V 16 AMP 1.5 kW

PRICE EX. VAT

JEFC025L08B-230

230 V 13 AMP 1.5 kW

PRICE EX. VAT

50 LITRE 2HP COMPRESSOR

- Comes complete with pressure regulator
- Front rubber mounted feet with rear wheel mount
- Welded tank to comply with the latest safety requirements
- Direct-drive, motor to pump assembly
- Aluminium head with cast-iron cylinder
- Weight: 36kg



	JEFLD2001-50110	JEFC050L08B-230
Tank Capacity:	50L Tank	50L Tank
Voltage:	110V (16A)	230V (13A)
Motor:	2HP / 1.5kW	2HP / 1.5kW
Max Pressure:	8 Bar / 116 psi	8 Bar / 116 psi
Air Displacement:	191L/Min / 7cfm	191L/Min / 7cfm



INCLUDES REMOVABLE HANDLE FOR IMPROVED ADAPTABILITY

JEFLD2001-50110

110 V 16 AMP 1.5 kW

PRICE EX. VAT

JEFC050L08B-230

230 V 13 AMP 1.5 kW

PRICE EX. VAT

50 LITRE 3HP V PUMP COMPRESSOR (10 BAR)

- Aluminium head with cast-iron cylinders
- Direct-drive, V-twin pump assembly
- Welded tank fully-compliant with latest safety standards
- Automatic pressure cut-out switch with twin gauges displaying tank and working pressures
- Equipped with transportation handle, front rubber mounted feet and rear wheels to assist manoeuvrability
- Powder-coated finish on the tank provides protection against corrosion
- Weight: 41kg



	JEFC050V10B-230
Tank Capacity:	50L Tank
Voltage:	230V 13A
Motor:	3HP / 2.2kW
Max Pressure:	10 Bar / 145 psi
Air Displacement:	412L/Min / 14.6cfm




PRICE EX. VAT

50 LITRE 6.5HP PETROL COMPRESSOR

- Heavy-duty cylinders with alloy head
- Fitted with 2 robust rubber PU filled wheels and anti-vibration feet
- Runs on unleaded fuel
- Twin pressure gauges showing tank and working pressure
- Powder-coated tank
- Fuel tank: 3.6L
- Weight: 73kg



	JEFCIND050P-6.5
Tank Capacity:	50L Tank
Motor:	6.5HP / 4.8kW
Max Pressure:	10 Bar / 145 psi
Air Displacement:	480L/Min / 16.9cfm



4.8 kW

PRICE EX. VAT

50 LITRE 2HP COMPRESSOR (10 BAR)

- Aluminium head with cast-iron cylinder
- Welded tank fully-compliant with the latest safety requirements
- Fitted with an automatic pressure cut-out switch with twin gauges displaying tank and working pressures
- Equipped with transportation handle, front rubber mounted feet and rear wheels to assist manoeuvrability
- Weight: 36.8kg



	JEFC050L10B-230
Tank Capacity:	50L Tank
Voltage:	230V (13A)
Motor:	2HP / 1.5kW
Max Pressure:	10 Bar / 145 psi
Air Displacement:	221L/Min / 8cfm



PRICE EX. VAT

100 LITRE 3HP V PUMP COMPRESSOR

- Comes complete with pressure regulator
- Large and solid wheels for ease of mobility
- Front castor wheel 360° turn around
- Welded tank to comply with the latest safety requirements
- Direct-drive, V-twin pump assembly
- Aluminium head with cast-iron cylinders
- Weight: 56kg



	JEFC100V10B-230
Tank Capacity:	100L Tank
Voltage:	230V (13A)
Motor:	3HP / 2.2kW
Max Pressure:	10 Bar / 145 psi
Air Displacement:	413L/Min / 14.6cfm



PRICE EX. VAT

100 LITRE 3HP COMPRESSOR

- Comes complete with pressure regulator with moisture trap
- Large and solid wheels for ease of mobility
- Front castor wheel 360° turn around
- Welded tank to comply with the latest safety requirements
- Heavy duty electric motor single phase
- Twin pressure gauges show tank and working pressure
- Weight: 66kg



	JEFC100L10B-230
Tank Capacity:	100L Tank
Voltage:	230V (13A)
Motor:	3HP / 2.2kW
Max Pressure:	10 Bar / 145 psi
Air Displacement:	261L/Min / 9.2cfm



Includes:
Regulator &
complete wheel kit
WORTH



PRICE EX. VAT

100 LITRE 6.5HP PETROL COMPRESSOR

- Heavy-duty cylinders with alloy head
- Fitted with 2 robust rubber PU filled wheels and anti-vibration feet
- Runs on unleaded fuel
- Twin pressure gauges showing tank and working pressure
- Powder-coated tank
- Fuel tank: 3.6L
- Weight: 88kg



	JEFCIND100P-6.5
Tank Capacity:	100L Tank
Motor:	6.5HP / 4.8kW
Max Pressure:	10 Bar / 145 psi
Air Displacement:	480L/Min / 16.9cfm



AUTO IDLE
THROTTLE WHEN
TANK IS FULL

HEAVY-DUTY DRIVE
PROTECTIVE GUARD

PROTECTIVE ROLL
CAGE AND HANDLE



POWERED BY
BLONCIN

**4.8
kW**

PRICE EX. VAT

150 LITRE 3HP COMPRESSOR

- Comes complete with pressure regulator with moisture trap
- Large and solid wheels for ease of mobility
- Twin front castor wheel for improved stability and manoeuvrability.
- Powder coated tank
- Belt driven
- Heavy duty electric motor single phase
- Twin pressure gauges show tank and working pressure
- Weight: 102kg



	JEFC150L10B-230
Tank Capacity:	150L Tank
Voltage:	230V (13A)
Motor:	3HP / 2.2kW
Max Pressure:	10 Bar / 145 psi
Air Displacement:	408L/Min / 14.4cfm



Includes:
Regulator &
complete wheel kit
WORTH

230 V 13 AMP 2.2 kW

PRICE EX. VAT

200 LITRE 3HP COMPRESSOR

- Fitted with a heavy duty single-phase 3HP motor
- Heavy-duty cylinders with alloy heads for improved heat dissipation
- Comes complete with pressure regulator with moisture trap
- Large and solid wheels for ease of mobility
- Twin front castor wheel for improved stability and manoeuvrability
- Drive guards offer protection to the fly-wheel and belt assembly
- Powder-coated tank
- Twin pressure gauges showing tank and working pressure
- Dimensions: 1385 x 498 x 1042mm
- Weight: 104Kg



	JEFC200L10B-230
Tank Capacity:	200L Tank
Voltage:	230V (13A)
Motor:	3HP / 2.2kW
Max Pressure:	10 Bar / 145 psi
Air Displacement:	408L/Min / 14.4cfm



Includes:
Regulator &
complete wheel kit
WORTH

230 V 13 AMP 2.2 kW

PRICE EX. VAT

GENERATORS

from 2.8kVA to 7.9kVA



PAGES
98-100

270 LITRE 2X3HP TANDEM COMPRESSOR

- 270L Belt-driven compressor suitable for professional workshops
- Fitted with a 2 heavy duty single-phase 3HP motors
- Heavy-duty cylinders with alloy heads for improved heat dissipation
- Anti-vibration padded feet
- Drive guards offer protection to the fly-wheel and belt assembly
- Powder-coated tank
- Welded tank fully-compliant with the latest European manufacturing & safety standards
- Guaranteed Sound Power: 97db LWA
- Weight: 190Kg



	JEFC270T10B-230
Tank Capacity:	270L Tank
Voltage:	230V (32A)
Motor:	2x 3HP Motors / 2 x 2.2kW
Max Pressure:	10 Bar / 145 psi
Air Displacement:	838L/Min / 29.6cfm



4 X ANTI-VIBRATION FEET

230 V 32 AMP 4.4 kW

DEALER PRICE EX. VAT

PRICE EX. VAT

270 LITRE 5.5HP COMPRESSOR

- Fitted with 4x anti-vibration feet
- Welded tank to comply with the latest safety requirements
- Belt driven
- Heavy duty electric motor 3 phase
- Twin pressure gauges show tank and working pressure
- Cast iron pump for reliability
- Weight: 195kg



	JEFC270L10B-5.5
Tank Capacity:	270L Tank
Voltage:	3 Phase (16A)
Motor:	5.5HP / 4.1kW
Max Pressure:	10 Bar / 145 psi
Air Displacement:	702L/Min / 24.8cfm



4 X ANTI-VIBRATION FEET

3-Phase

16 AMP 4.1 kW

PRICE EX. VAT

270 LITRE 7.5HP COMPRESSOR

- Fitted with 4x anti-vibration feet
- Welded tank to comply with the latest safety requirements
- Belt driven
- Heavy duty electric motor 3 phase
- Twin pressure gauges show tank and working pressure
- Cast iron pump for reliability
- Weight: 213kg



	JEFC270L10B-7.5
Tank Capacity:	270L Tank
Voltage:	3 Phase (32A)
Motor:	7.5HP / 5.5kW
Max Pressure:	10 Bar / 145 psi
Air Displacement:	900L/Min / 32cfm



32 AMP **5.5 kW**

PRICE EX. VAT

4 X ANTI-VIBRATION FEET

270 LITRE 10HP COMPRESSOR

- Fitted with 4x anti-vibration feet
- Welded tank to comply with the latest safety requirements
- Belt driven
- Heavy duty electric motor 3 phase
- Cast iron pump for reliability
- Guaranteed Sound Power: 96db LWA
- Weight: 230kg



	JEFC270L10B-10.0
Tank Capacity:	270L Tank
Voltage:	3 Phase (50A)
Motor:	10.0HP / 7.5kW
Max Pressure:	10 Bar / 145 psi
Air Displacement:	1269L/Min / 45cfm




50 AMP **7.5 kW**

PRICE EX. VAT

4 X ANTI-VIBRATION FEET

200 LITRE 4HP COMPRESSOR

- Heavy-duty cylinders with alloy heads for improved heat dissipation
- Pressure regulator with moisture trap
- Drive guards offer protection to the fly-wheel and belt assembly
- Powder-coated tank
- Twin pressure gauges showing tank and working pressure
- Weight: 146kg



	JEFCIND200L-4.0
Tank Capacity:	200L Tank
Voltage:	230V (16A)
Motor:	4HP / 3.0kW
Max Pressure:	10 Bar / 145 psi
Air Displacement:	452L/Min / 15.9cfm




Single Phase

230 V 16 AMP 3.0 kW

PRICE EX. VAT

270 LITRE 5.5HP COMPRESSOR

- Heavy-duty cylinders with alloy heads for improved heat dissipation
- Drive guards offer protection to the fly-wheel and belt assembly
- Automatic tank condensate draining system
- Powder-coated tank
- Fitted with lifting / transport skids & mounting feet
- Welded tank fully-compliant with the latest European manufacturing & safety standards
- Weight: 210kg



	JEFCIND270L-5.5
Tank Capacity:	270L Tank
Voltage:	3 Phase (32A)
Motor:	5.5HP / 4.1kW
Max Pressure:	10 Bar / 145 psi
Air Displacement:	647L/Min / 22.8cfm



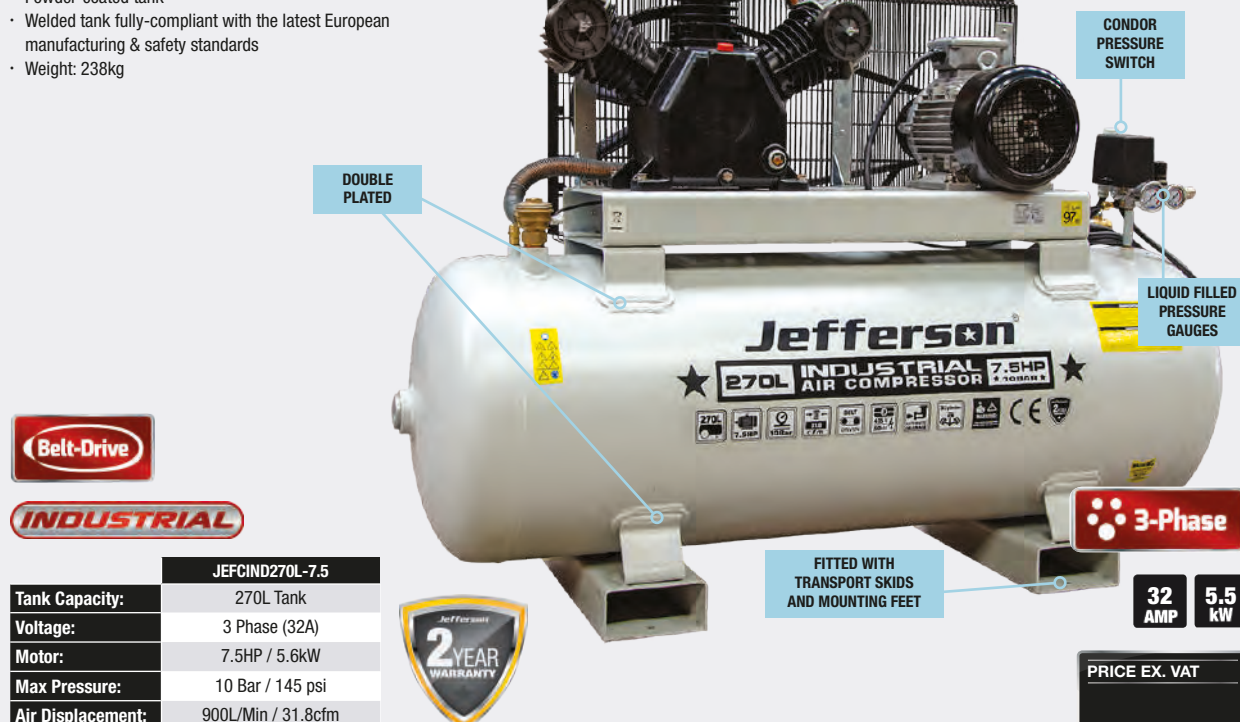
3-Phase

32 AMP 4.1 kW

PRICE EX. VAT

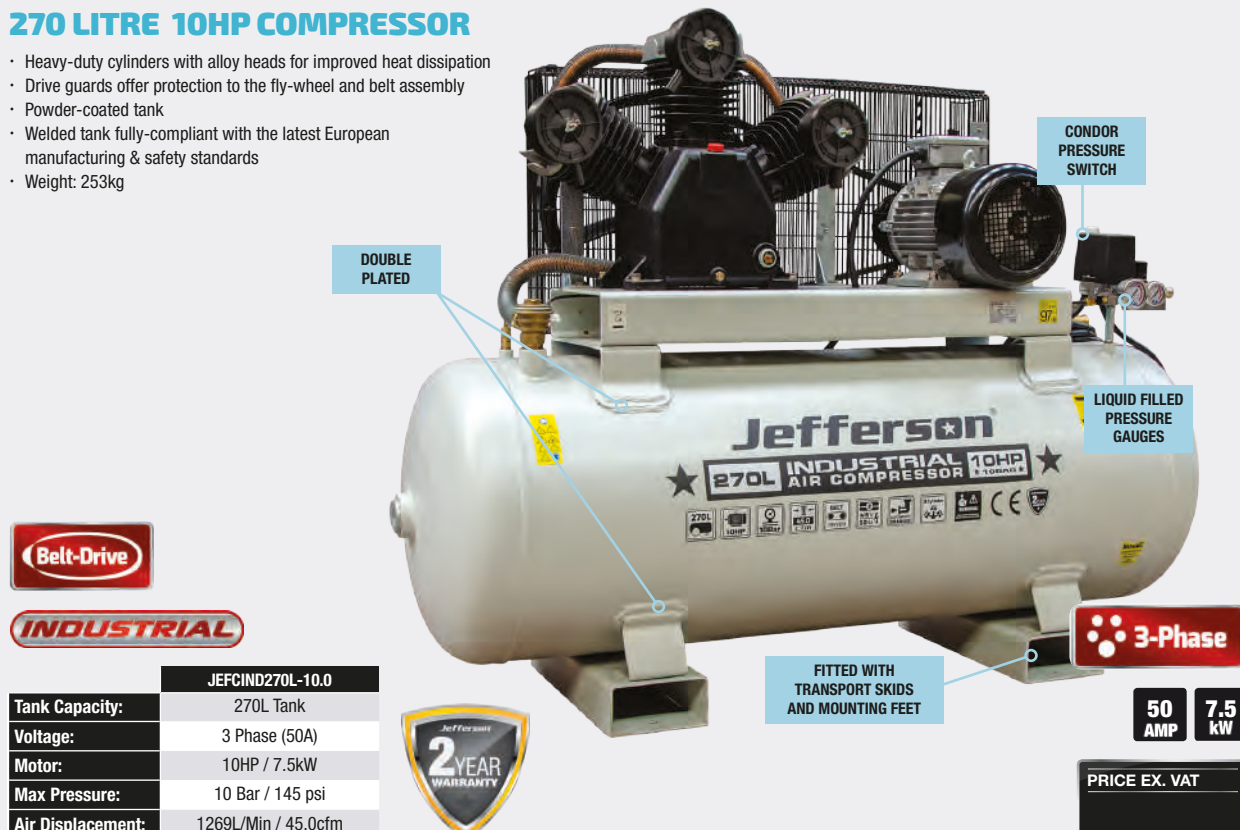
270 LITRE 7.5HP COMPRESSOR

- Heavy-duty cylinders with alloy heads for improved heat dissipation
- Drive guards offer protection to the fly-wheel and belt assembly
- Powder-coated tank
- Welded tank fully-compliant with the latest European manufacturing & safety standards
- Weight: 238kg



270 LITRE 10HP COMPRESSOR

- Heavy-duty cylinders with alloy heads for improved heat dissipation
- Drive guards offer protection to the fly-wheel and belt assembly
- Powder-coated tank
- Welded tank fully-compliant with the latest European manufacturing & safety standards
- Weight: 253kg



360 LITRE 10HP SCREW COMPRESSOR/REFRIGERATED DRYER

- Belt-driven rotary screw compressor designed for high-capacity continuous, industrial use
- Pre & after filter
- Fitted with an efficient heavy duty three-phase electric motor (IE3)
- Quiet running performance, ideal for environments requiring low noise emissions
- Powder-coated solid steel cabinet housing with foam noise insulation barriers
- 100% duty cycle application
- Air dryer system
- Automatic time-controlled drain system & easy front end access for maintenance tasks
- Automatic drain valve
- Welded tank fully-compliant with the latest European manufacturing & safety standards
- Schneider switchgear
- Weight: 460kg



PRE & AFTER FILTER



	JEFCIND360S-10.0
Tank Capacity:	360L Tank
Voltage:	3 Phase (50A)
Motor:	10HP / 7.5kW
Max Pressure:	10.5 Bar / 152 psi
Free Air Delivery (F.A.D):	0.97m³/min / 34.3cfm



LOW NOISE OUTPUT



500 LITRE 20HP SCREW COMPRESSOR/REFRIGERATED DRYER

- Belt-driven rotary screw compressor designed for high-capacity continuous, industrial use
- Pre & after filter
- Fitted with an efficient heavy duty three-phase electric motor (IE3)
- Quiet running performance, ideal for environments requiring low noise emissions
- Powder-coated solid steel cabinet housing with foam noise insulation barriers
- 100% duty cycle application
- Automatic time-controlled drain system & easy front end access for maintenance tasks
- Advanced controller system
- Welded tank fully-compliant with the latest European manufacturing & safety standards
- Schneider switchgear
- Weight: 570kg



PRE & AFTER FILTER



	JEFCIND500S-20.0
Tank Capacity:	500L Tank
Voltage:	3 Phase (50A)
Motor:	20HP / 15kW
Max Pressure:	10.5 Bar / 152 psi
Free Air Delivery (F.A.D):	2.15m³/min / 76cfm



LOW NOISE OUTPUT



TUNDRA 30HP SCREW COMPRESSOR 10 BAR 415V

- Variable speed permanent magnet oil cooled motor
- Direct drive
- Includes refrigerated dryer and pre & after filter
- Fitted with an energy efficient heavy duty three-phase electric motor (IE4)
- Low noise levels with sound levels measured at 69dB(a) from a 1.5 metre distance
- 96% efficiency at full load
- 100% duty cycle application
- Discharge air connection: 1"
- Schneider switchgear
- Dimensions: 1150mm (L) x 895mm (W) x 1100mm (H)
- Weight: 370kg

**100%
DUTY CYCLE**

Direct Drive

INDUSTRIAL



REFRIGERATED
DRYER AND PRE
& AFTER FILTER
INCLUDED

DRIER TANKS FROM
500-1000L AVAILABLE
ON REQUEST



LOW NOISE
OUTPUT

- Rotary Screw Air End
- Premium Efficiency
- Permanent Magnet
- Variable Speed
- Direct Drive
- Oil-Cooled

3-Phase

**50
AMP**

**22
kW**

PRICE EX. VAT

	TUNCINDSPMVS-30.0
Voltage:	3 Phase (50Hz)
Power:	30HP / 22kW
Input Current:	50A
Motor Speed:	3000rpm
Max Pressure:	10bar / 145psi
Free Air Delivery (F.A.D):	2.8m³/min @ 10bar / 99cfm



TUNDRA 50HP SCREW COMPRESSOR 10 BAR 415V

- Variable speed permanent magnet oil cooled motor
- Direct drive
- Includes refrigerated dryer and pre & after filter
- Fitted with an energy efficient heavy duty three-phase electric motor (IE4)
- Low noise levels with sound levels measured at 70dB(a) from a 1.5 metre distance
- 96% efficiency at full load
- 100% duty cycle application
- Discharge air connection: 1.5"
- Schneider switchgear
- Dimensions: 1300mm (L) x 1000mm (W) x 1210mm (H)
- Weight: 505kg

**100%
DUTY CYCLE**

Direct Drive

INDUSTRIAL



REFRIGERATED
DRYER AND PRE
& AFTER FILTER
INCLUDED

DRIER TANKS FROM
500-1000L AVAILABLE
ON REQUEST



LOW NOISE
OUTPUT

- Rotary Screw Air End
- Premium Efficiency
- Permanent Magnet
- Variable Speed
- Direct Drive
- Oil-Cooled

3-Phase

**90
AMP**

**37
kW**

PRICE EX. VAT

	TUNCINDSPMVS-50.0
Voltage:	3 Phase (50Hz)
Power:	50HP / 37kW
Input Current:	90A
Motor Speed:	3000rpm
Max Pressure:	10bar / 145psi
Free Air Delivery (F.A.D):	5.9m³/min @ 10bar / 209cfm



COMPRESSOR SPARES



PRODUCT	DESCRIPTION	PRICE EX. VAT
1 JEFLD040	Air Filter for 25L, 50L & Twin Tank	
2 JEFLD001	Air Breather for 25L, 50L & Twin Tank	
3 JEFLD048	Compressor Single Phase Pressure Switch for 25L, 50L & Twin Tank	
4 JEFLD050	Compressor Single Phase Pressure Switch c/w lever for 25L, 50L & Twin Tank	
5 JEFLD022	Compressor Motor Cover 25 & 50L	
6 JEFLD051	Compressor Air Cock 25 & 50L	
7 JEFLD3008-056	Compressor 3HP Motor 100L	
8 JEFLD3008-HEAD	Compressor Head for 100L	
9 JEFLD4009-062	Compressor 3/8" Pressure Regulator for 100L, 150L & 200L	
10 JEFC150L10B-S028	Compressor 3HP Motor 150 & 200L	
11 JEFC150L10B-S050	Compressor Head/Pump 150 & 200L	
12 JEFLD4009-058	4HP Motor for JEFLD4009-200L	
13 JEFLD4009-002	Air Filter for 100L, 150L & 200L	
14 JEFLD049	Compressor Three Phase Pressure Switch	
15 JEFLD4009-081	Compressor 1/4" Pressure Gauge compatible with all models	

AIR FILTER REGULATORS & LUBRICATORS

- Pressure Regulation: 0.05 - 0.85MPa
- Rated Filtration: 5µm

	PRODUCT	DESCRIPTION	MAX AIRFLOW (L/MIN / CFM)	DRAIN VALVE / OUTLET / THREAD	PRICE EX. VAT
1	JEFFR2000-02	1/4" Outlet Filter Regulator c/w Gauge	550/19	1/4" BSP	
	JEFFR4000-04	1/2" Outlet Filter Regulator c/w Gauge	4000/141	1/2" BSP	
	JEFFR5000-06	3/4" Outlet Filter Regulator c/w Gauge	5000/176	3/4" BSP	
	JEFFR5000-10	1" Outlet Filter Regulator c/w Gauge	5000/176	1" BSP	
	JEFFRAL2010-02	1/4" Outlet Filter Regulator / Lubricator	500/18	1/4" BSP	
	JEFFRAL4010-04	1/2" Outlet Filter Regulator / Lubricator	3000/106	1/2" BSP	
2	JEFFRAL5010-06	3/4" Outlet Filter Regulator / Lubricator	4000/141	3/4" BSP	
	JEFFRAL5010-10	1" Outlet Filter Regulator / Lubricator	4000/176	1" BSP	

FILTER REGULATOR

FILTER REGULATOR / LUBRICATOR

BRASS FILTER

RECOMMENDED OIL:
ISO VG 32 TURBINE 1

1 LITRE HT68 COMPRESSOR OIL

JEFOILHT68-1L

Specialist compressor oil which is also suitable for use in rotary screw, vane, vacuum pumps and reciprocating compressors.

- Prolonged service life due to good oxidation resistance, excellent anti-wear and anti-corrosion properties
- Low foaming tendency
- Good demulsibility



RECOMMENDED
FOR USE WITH
ALL JEFFERSON
COMPRESSORS

PRICE EX.VAT

NEW! PADLOCKS

40-60mm

PAGE
135



INDUSTRIAL AUTO RETRACTING AIR HOSES

- Heavy-duty steel construction designed for wall, floor or ceiling mounting, applicable for use in long life industrial and automotive applications
- Spring located in the middle to ensure stability of the reel
- Four-direction non-sag hose rollers reduce hose wear
- Adjustable arm guide (wall, floor, ceiling and pit) and dual pedestal base
- Ball bearing swivel joint structure for easy maintenance and large reduction in the friction between swivel spool and swivel body
- Auto-rewinding with spring powered recoil

JEFHOSRLH10-3-4 model only

- Multi position release ratchet



3/8" FITTING



3/4" FITTING

	PRODUCT	DESCRIPTION	LENGTH	WORKING PRESSURE	PRICE EX. VAT
1	JEFHOSRLH15-3-8	15M 3/8" Industrial Auto Retracting Air Hose	15m / 50ft	28 Bar / 400psi	
	JEFHOSRLH15-1-2	15M 1/2" Industrial Auto Retracting Air Hose	15m / 50ft	20 Bar / 300psi	
2	JEFHOSRLH10-3-4	10M 3/4" Industrial Auto Retracting Air Hose	10m / 32ft	150 Bar / 2200psi	

INDUSTRIAL

15M 3/8" AUTO RETRACTING HOSE REEL

JEFHOSRL15-3-8P

- Retractable air hose reel with industrial steel casing & corrosion-resistant, powder-coated finish
- Hose manufactured in accordance with ISO2398:2016
- 20 Bar / 300psi maximum working pressure
- 3/8" BSPT Male air outlet
- 1M Fly Lead: with 3/8" BSP Female to 3/8" BSPT Male fittings
- Outlet Connection: 3/8" BSPT
- Reel Casing: Steel
- Weight: 15.25kg



3/8" FITTING

PRICE EX. VAT

15M 3/8" AUTO RETRACTING HOSE REEL WITH HIGH-VIS HYBRID HOSE

JEFHOSRL15-3-8HPV

- Air hose manufactured from a kink-resistant rubber hybrid that delivers performance, flexibility & durability down to temperatures as low as -40°C
- Working Pressure: 300psi / 20bar
- Hose Length: 15m / 50ft
- Inlet/Outlet Connection: 1/4" BSPT
- Reel Casing: Impact-resistant polypropylene
- Operating Temperature Range: -40° to 150°C



1/4" FITTING

HIGH-VIS

PRICE EX. VAT

15M RETRACTABLE HIGH-VIS REEL HYBRID HOSE

JEFHOSRLHY15-1-4

- Heavy duty steel construction with corrosion resistant powder coating
- Multiple guide arm positions provide versatile uses and easier field adjustment
- Four direction rollers reduce hose wear abrasion.
- Spring guard assures long hose life.
- Base can be mounted on wall, ceiling or floor
- Adjustable hose stopper



HIGH-VIS

1/4" FITTING

PRICE EX. VAT

60CM HIGH-VIS AIR LEADER (WHIPLEAD)

JEFHOSALHY10-600

- 600mm x Ø10mm leader hose designed to increase the lifespan of the main air hose
- Swivel fittings to increase mobility and reduce twisting/stress on the main hose
- Supplied with tailpiece and 1/4" BSP Female fittings
- Air hose manufactured from a kink-resistant rubber hybrid that delivers performance, flexibility & durability - even in cold temperatures as low as -40°C
- Manufactured in accordance with ISO 5774:2016



ATTACHED TO IMPACT WRENCH WITH JEFH023-CD FITTING (PG.23)

HIGH-VIS

PRICE EX. VAT

RUBBER AIRLINE HOSES

- Manufactured in accordance with EN 2398
- Ideal for workshops, garages and bodyshops
- Fitted with 1/4" BSP female swivel unions
- Max 20bar (290PSI) working pressure

100M ROLLS AVAILABLE IN BOTH 8MM & 10MM



NOW SUPPLIED WITH 1/4" REDUCER


3/8" FITTING



PRODUCT	DESCRIPTION	HOSE DIAMETER	FITTING	PRICE EX. VAT
JEFHOSAR08-010	10m Rubber Alloy Airline Hose	8mm	1/4"	
JEFHOSAR10-010	10m Rubber Alloy Airline Hose	10mm	3/8"	
JEFHOSAR08-100K	100m Rubber Alloy Airline Hose	8mm	-	
JEFHOSAR10-100K	100m Rubber Alloy Airline Hose	10mm	-	

HIGH-VIS AIRLINE HOSES

- Manufactured in accordance with EN 2398.
- High-vis design to maximise safety in the working environment
- Inner tube manufactured from industrial grade Thermoplastic Rubber (TPR)
- With braided and reinforced PVC outer coating
- Fitted with 1/4" (8mm) or 3/8" (10mm) BSP female swivel unions
- Remains flexible even at low temperatures.
- Max 20bar (290PSI) working pressure



HIGH-VIS

	PRODUCT	DESCRIPTION	HOSE DIAMETER	FITTING	PRICE EX. VAT
1	JEFHOSAHV10-010	10m High-Vis Airline Hose	10mm	3/8"	
2	JEFHOSAHV08-100K	100m High-Vis Airline Hose	8mm	-	
	JEFHOSAHV10-100K	100m High-Vis Airline Hose	10mm	-	

100M ROLLS AVAILABLE IN BOTH 8MM & 10MM

HIGH-VIS HYBRID AIRLINE HOSES

- Hose manufactured in accordance with ISO 5774:2016.
- High-vis design to maximise safety in the working environment
- Air hose manufactured from a kink-resistant rubber hybrid that delivers performance, flexibility & durability down to temperatures as low as -40°C
- Fitted with 1/4" BSP female swivel unions to reduce hose twist.
- Max 20bar (290PSI) working pressure.
- Premium performance
- Extended service life
- High visibility to reduce tripping hazard
- Lightweight for ease of use



1/4" FITTING

HIGH-VIS



ANTI KINK



	PRODUCT	DESCRIPTION	HOSE DIAMETER	PRICE EX. VAT
	JEFHOSAHY10-05	5m High-Vis Hybrid Air Hose	10mm	
	JEFHOSAHY10-10	10m High-Vis Hybrid Air Hose	10mm	
	JEFHOSAHY10-15	15m High-Vis Hybrid Air Hose	10mm	
	JEFHOSAHY10-20	20m High-Vis Hybrid Air Hose	10mm	

25M 360° HIGH-VIS AIR HOSE REEL

JEFHOSRLHY25-14S

- Heavy-duty swivel-type hose with all steel frame and spool construction
- Hose manufactured in accordance with ISO 5774:2016
- High-visibility design to maximise safety in the working environment
- Air hose manufactured from a kink-resistant rubber hybrid polymer that delivers performance, flexibility & durability - even in cold temperatures as low as -40°C
- 1.6 MPa (16 bar) @ 23°C / 1.1 MPa (11 bar) @ 60°C working pressure
- Fitted with 1/4" BSPT male and quick-release couplings
- 360° rotary swivel base
- Silicone-free product ideal for bodyshops, professional garages/workshops, as well as agricultural & industrial environments
- Robust, easy-wind rubber covered handle



1/4" FITTING

HIGH-VIS


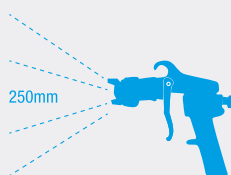
PRICE EX. VAT

360°
SWIVEL BASE

PAINT POT & ACCESSORIES

JEFA052-POT

- Ideally suited for painting semi-trailers, houses, or any large object that requires a lot of material
- Suitable for spraying acrylic, 2Pac Paint, and most water based materials
- Produces up to a 250mm wide spray pattern to get the job done quickly but correctly
- Average air consumption varies between 6.0-8.8cfm depending on the material you are spraying
- Heavy Duty Cast Iron Paint Pot
- Spray Gun (1.8mm Nozzle)
- Pressure Gauge & Regulator
- Complete with 8m Air Hose and 8m Paint Hose



INDUSTRIAL

PRICE EX. VAT

	PRODUCT	DESCRIPTION	PRICE EX. VAT
1	JEFA052-GUN	Spray Gun	
2	JEFA052-SP38	Regulator	
3	JEFA052-SP37	Gauge	
4	JEFA052-SP51	Air Hose (Red)	
5	JEFA052-SP52	Paint Hose (Black)	

SPRAY GUNS

1



2



3



4



	PRODUCT	DESCRIPTION	AIR PRESSURE	AIR INLET	AIR CONSUMPTION	CUP CAPACITY	FEED TYPE	FLUID NOZZLE	PRICE EX. VAT
1	JEFA046	Suction Feed Spray Gun	50psi / 2bar - 3.4bar	1/4"	5 - 11cfm	750ml	Suction	1.5mm	
2	JEFA047	Gravity Feed Spray Gun	50psi / 3.4bar	1/4"	10cfm	600ml	Gravity	1.5mm	
3	JEFA048	HVL Professional Gravity Feed Spray Gun	43psi / 3bar	1/4"	15cfm	600ml	Gravity	1.4mm	
4	JEFA050	Professional Suction Feed Spray Gun	30psi - 70psi / 2bar - 4.8bar	1/4"	7 - 12cfm	1000ml	Suction	1.8mm	

5 PIECE AIR KIT

JEFA061

Kit Includes:

- 1x Gravity Fed Spray Gun
- 1x 5 metre Suzi
- 1x Tyre Inflator Gun
- 1x Paraffin Spray Gun
- 1x Blow Gun



INCLUDES GRAVITY FED SPRAY GUN!

PRICE EX. VAT


AIRLINE SUZIS

1/4" BSP QUICK RELEASE

1



2



3



	PRODUCT	DESCRIPTION	PRICE EX. VAT
1	JEFA015	7.5m Airline Suzi	
2	JEFA051	7.5m Heavy Duty Suzi	
3	JEFA016	15m Airline Suzi	

TYRE INFLATING GUN FLEXIBLE CONNECTOR

JEFG52

- Air Pressure: 0 - 174PSI / 0 - 12 bar
- Push fit valve connector
- 360° turning capacity



PRICE EX. VAT

TYRE INFLATING GUN RIGID CONNECTOR

JEFG04

- Air Pressure: 0 - 220PSI / 0 - 15 bar
- Push fit valve connector
- 360° turning capacity



PRICE EX. VAT

HIGH PRECISION TYRE INFLATOR

JEFGTYH03

- Air Pressure: 0 - 214PSI / 0 - 14.5 bar
- Push/pull valve connector
- 360° turning capacity
- Extra large easy to read gauge
- Rubber protective bumper



PUSH CLIP CONNECTOR
ALSO INCLUDED

PRICE EX. VAT



HIGH PRECISION TYRE INFLATOR 1800MM

JEFGTYH04

- Supplied with 1800mm Hose
- 0-160 PSI/0-11 bar
- Clip on valve connector
- 360° turning capacity
- Robust, heavy duty design
- Large easy-read gauge with protective rubber bumper
- Weight: 18kg



1.8M HOSE

PRICE EX. VAT



MK4 TYRE INFLATOR BY PCL

JEFPCLAFG4H03

- Accuracy Standards Tested to over 400,000 cycles at 100% accuracy
- Lighter Weight New gauge body weighs 923g - lightest gauge tested
- New Valve Mechanism Simplified 2 stage mechanism design
- Complies with: EC Directive 86/217/EEC & BS EN 12645:1999
- Calibration: Pressure gauge range: 0-138lb/in² & 0-9.6bar (Calibration certificate included)
- Supply Pressure: Max 13.8bar Min 6.9bar
- Inflation flow rate: 500L/min / 18cfm



PRICE EX. VAT



WARRANTY

DIGITAL MK4 TYRE INFLATOR BY PCL

JEFPCLDAC403

- Compliant with BS EN12645:2014
- Reading Accuracy: 0.1 psi / 0.01 bar / 1 kPa
- Max Inflation Pressure: 250 psi / 17.2 bar / 1723 kPa
- Max Inlet Pressure: 260 psi / 18.0 bar / 1795 kPa
- Inflation Flow: (@ 190 psi / 13 bar) 500L/min / 18 CFM
- Calibration: 4-250 psi / 0.3-17.2 bar / 30-1723 kPa
- Battery Type: 2 x AAA (supplied)



PRICE EX. VAT



WARRANTY

TUNDRA 114MM SHORT BLOW GUN

TUNABG114

STAINLESS
STEEL NOZZLE

- Air blow gun with stainless steel nozzle
- 1/4 (Female) BSP threads.
- Variable speed triggers
- Soft moulded handle with rubber grip

PRICE EX. VAT

INDUSTRIAL

TUNDRA 330MM LONG BLOW GUN

TUNABG330


STAINLESS
STEEL NOZZLE

- Air blow gun with stainless steel outlet
- 13" long reach stainless steel nozzle, threaded 1/4 BSP (Female)
- Variable speed triggers
- Soft moulded handle with rubber grip

PRICE EX. VAT

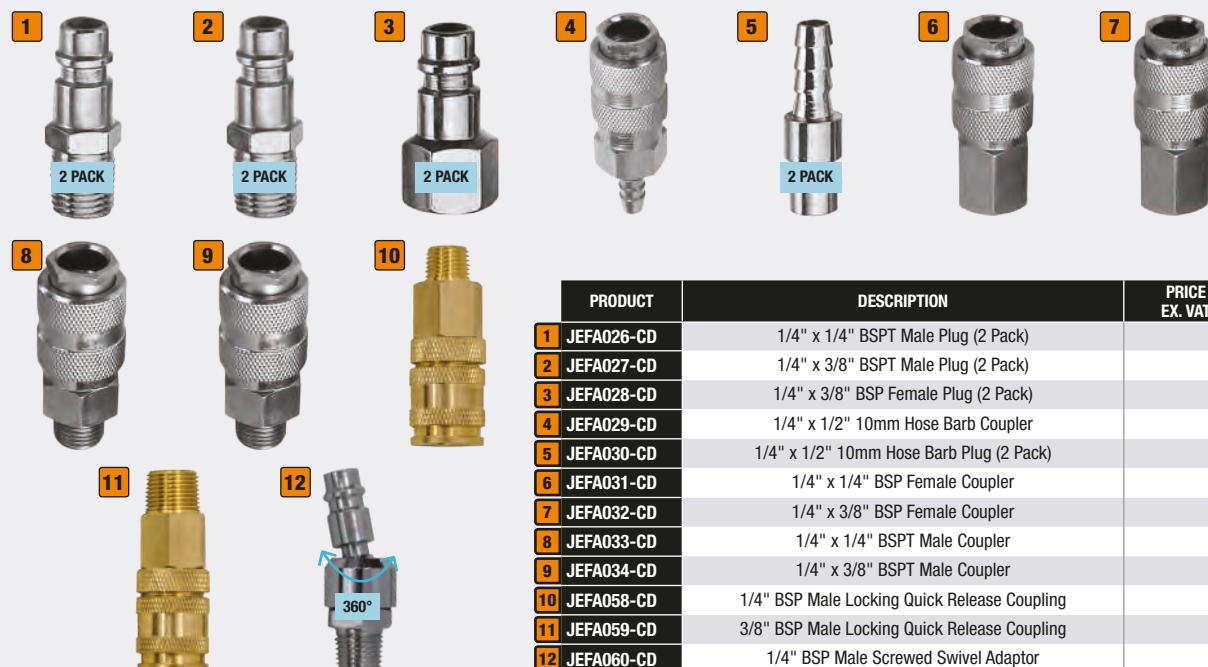
INDUSTRIAL

BLOW GUNS



PRODUCT	DESCRIPTION	BODY TYPE	AIR INLET	PRICE EX. VAT
1 JEFA009	Short Plastic Blow Gun	Plastic	1/4" BSP Q/Release	
2 JEFA012	Long Metal Blow Gun	Metal	1/4" BSP Q/Release	
3 JEFA010	Long Plastic Blow Gun	Plastic	1/4" BSP Q/Release	
4 JEFA011	Short Metal Blow Gun	Metal	1/4" BSP Q/Release	

JEFFERSON® HIGH FLOW FITTINGS




PRODUCT	DESCRIPTION	PRICE EX. VAT
1 JEFA026-CD	1/4" x 1/4" BSPT Male Plug (2 Pack)	
2 JEFA027-CD	1/4" x 3/8" BSPT Male Plug (2 Pack)	
3 JEFA028-CD	1/4" x 3/8" BSP Female Plug (2 Pack)	
4 JEFA029-CD	1/4" x 1/2" 10mm Hose Barb Coupler	
5 JEFA030-CD	1/4" x 1/2" 10mm Hose Barb Plug (2 Pack)	
6 JEFA031-CD	1/4" x 1/4" BSP Female Coupler	
7 JEFA032-CD	1/4" x 3/8" BSP Female Coupler	
8 JEFA033-CD	1/4" x 1/4" BSPT Male Coupler	
9 JEFA034-CD	1/4" x 3/8" BSPT Male Coupler	
10 JEFA058-CD	1/4" BSP Male Locking Quick Release Coupling	
11 JEFA059-CD	3/8" BSP Male Locking Quick Release Coupling	
12 JEFA060-CD	1/4" BSP Male Screwed Swivel Adaptor	

JEFFERSON® AIR FITTINGS



PRODUCT	DESCRIPTION	PRICE EX. VAT
1 JEFA001-CD	1/4" Female Q/Release to 1/4" Female Thread	
2 JEFA002-CD	1/4" Female Q/Release to 1/4" Male Thread	
3 JEFA003-0.8-CD	8mm Hose to 1/4" Male Q/Release Coupling (2 Pack)	
4 JEFA004-CD	1/4" Male Q/Release to 1/4" Female Thread (2 Pack)	
5 JEFA005-CD	1/4" Male Thread to 1/4" Male Q/Release (2 Pack)	
6 JEFA006-CD	8mm Barbed To 1/4" Male Thread Blister Pack	
7 JEFA007-CD	11mm Barbed To 1/4" Male Thread (2 Pack)	
8 JEFA008-CD	Twin Coupling 1/4" Female to 2 x Female Q/Release	
9 JEFA021-CD	Double Hose Barb 8mm (2 Pack)	
10 JEFA022-CD	Conical Reduction 1/2" Male To 1/4" Female (2 Pack)	
11 JEFA023-CD	Cylindrical Nipple 1/4" Male To 1/4" Male (2 Pack)	
12 JEFA024-CD	1/4" Female Q/Release to 8mm Barbed Hose	
13 JEFA025-CD	1/4" x 3/8" BSP Female Coupler	
14 JEFA054-CD	Z-Swivel Air Connector 1/4" BSP	
15 JEFA055-CD	Lever Ball Valve	
16 JEFA056-CD	1/4" Screwed Swivel Adaptor	
17 JEFA057-CD	3 Piece Air Tool Coupling Kit	

PCL AIR FITTINGS



PRODUCT	DESCRIPTION	PRICE EX. VAT
1 JEFFCLAC21CF	Rp 1/4" Female Airflow Coupling	
2 JEFFCLAC21CM	R 1/4" Male Airflow Coupling	
3 JEFFCLAC5EF	Rp 3/8" Female Coupling 100 Series	
4 JEFFCLAC5EM	R 3/8" Male Coupling 100 Series	
5 JEFFCLACA2593	Rp 1/4" Male Standard Adaptor	
6 JEFFCLACA2746	Rp 1/4" Female Standard Adaptor	
7 JEFFCLACA2999	R 3/8" Male Adaptor 100 Series	
8 JEFFCLHC20031-4	Rp 1/4" Female Equal Tee	
9 JEFFCLHC25431-2	Rp 1/2" Female - Female Parallel Socket	
10 JEFFCLAC5JF	Rp 1/2" Female Coupling 100 Series	
11 JEFFCLAC5JM	Rp 1/2" Male Coupling 100 Series	
12 JEFFCLACA3035	R 1/2" Male Adaptor 100 Series	
13 JEFFCLACA3036	12.7mm / 1/2" Hose Tailpiece 100 Series	
14 JEFFCLHC6889	Rp 1/4" Female - Female Parallel Socket	

PCL
DRIVEN BY AIR.

1/2" RATCHET WRENCH WITH AIR REGULATOR

JEFPNRTWRH-1-2R

- 1/2" Drive professional
- Max. Torque: 14-68Nm
- Min. Hose: 10mm
- Air regulator
- Rubber comfort grip
- Adjustable air inlet and exhaust



PRICE EX. VAT

6MM DIE GRINDER WITH SAFETY LEVER

JEFPNDIEGR-06SL

- Free Speed: 22,000 RPM
- Max. Pressure: 90 PSI
- Min. Hose: 10mm
- Collet Size: 1/4" or 1/8"



SAFETY LEVER FITTED
AS STANDARD

PRICE EX. VAT

1/4" ALUMINIUM/ STEEL AIR HYDRAULIC RIVETER

JEFARIVT01

- Trigger operated riveter with hardened steel jaw assembly and rivet shaft safety cap
- Ideal for heavy assembly work
- Supplied with five riveting nozzles and two spanners
- Air Consumption: 4cfm
- Operating Pressure: 90psi
- Air Inlet Size: 1/4" BSP
- Sound Pressure Level: 70.28 dB(A) (Lpa)
- Sound Power Level: 81.28 dB(A) (Lwa)
- Compatible with aluminium, steel and stainless steel blind rivets up to 1/4"



- Nozzle Sizes:
2.4mm (3/32")
3.2mm (1/8")
4mm (5/32")
4.8mm (3/16")
6.4mm (1/4")

PRICE EX. VAT

6" PALM SANDER NON-VACUUM

JEFPNPLMSD06N

- Orbit diameter: 5mm
- Free speed: 11,000 RPM
- Pad size: 6"/150mm
- Min hose: 10mm
- Air pressure: 90 PSI
- Composite motor housing
- Well-balanced
- Low vibration
- Oil-free
- Light weight: 0.78 Kg
- Low noise emissions: 76dBa



LIGHTWEIGHT
DESIGN

PRICE EX. VAT

NEW!

MULTIMETERS

300V & 600V



PAGE
109

1/2" AIR IMPACT WRENCH COMPOSITE

JEFPNIMWRH-1-2P

- Square Drive: 1/2"
- Free Speed: 7000RPM
- Max Torque: 813Nm
- Min Hose: 10mm
- Air Pressure: 90psi
- Weight: 2.0kg



LIGHTWEIGHT
DESIGN

PRICE EX. VAT

1/2" AIR IMPACT WRENCH

JEFIW7733

- Forward & reverse action
- 5-Step Forward Air / Torque Control
- Handle exhaust for reduced noise
- Twin hammer mechanism
- Anti-slip rubber grip handle
- Square Drive: 1/2"
- Min hose: 10mm
- Max Torque: 748Nm
- Air Inlet: 1/4"
- Air Pressure: 116psi
- Weight: 2.6kg



PRICE EX. VAT



3/4" AIR IMPACT WRENCH

JEFIW772

- 3/4" Drive
- Max Torque: 1300Nm
- Min Hose: 13mm
- Weight: 4.9kg



PRICE EX. VAT

1" AIR IMPACT WRENCH

JEFIW797

- 1" Drive
- Max Torque: 2600Nm
- Min Hose: 13mm



PRICE EX. VAT

1" AIR IMPACT WRENCH LONG ANVIL

JEFIW797-6

- 1" Drive
- 6" Long anvil
- Max Torque: 2600Nm
- Min Hose: 13mm



6" LONG ANVIL

PRICE EX. VAT

NEW!



we've extended our range of
WATER PUMPS

PAGES
161-162

10 PIECE 1/2" IMPACT SOCKET SET

JEFISOC12-03

- 1/2" Drive, 6pt
- Suitable for use with impact air wrenches
- Set supplied inside a durable metal box



Includes:

- 10 x sockets: 9, 10, 11, 13, 14, 17, 19, 22, 24, 27mm



PRICE EX. VAT

13 PIECE 1/2" IMPACT SOCKET SET

JEFISOC12-06

- 1/2" Drive, 6pt
- Black phosphate finish for improved corrosion resistance
- Impact resistant and high strength

Includes:

- 13 x sockets: 10, 11, 12, 13, 14, 15, 16, 17, 18, 19, 21, 22, 24mm



PRICE EX. VAT

13 PIECE 1/2" IMPACT SOCKET SET

JEFISOC12-05

- 1/2" Drive, 6pt
- Black oxide finish for improved corrosion resistance

Includes:

- 13 x sockets: 10, 11, 12, 13, 14, 15, 16, 17, 18, 19, 21, 22, 24mm



PRICE EX. VAT

8 PIECE IMPACT ADAPTOR SET

JEFIADPS12-02

- 1/2" Drive, 6pt
- Black oxide finish for improved corrosion resistance

Includes:

- 8 x sockets:
 - 3/8" F x 1/4" M, 1/4" F x 3/8" M, 3/8" F x 1/2" M, 1/2" F x 3/8" M,
 - 1/2" F x 3/4" M, 3/4" F x 1/2" M, 3/4" F x 1" M, 1" F x 3/4" M



PRICE EX. VAT

34 PIECE 1/2" IMPACT SOCKET SET

JEFISOC12-04

- 1/2" Drive, 6pt
- Black oxide finish for improved corrosion resistance

Includes:

- Standard socket:
 - 10, 11, 12, 13, 14, 15, 16, 17, 18,
 - 19, 21, 22, 24, 27, 30, 32mm
- Deep socket:
 - 10, 11, 12, 13, 14, 15, 16, 17, 18,
 - 19, 21, 22, 24, 27, 30, 32mm
- Plus:
 - 1/2" Dr. 125mm Extension Bar,
 - 1/2" Dr. Universal Joint



PRICE EX. VAT



10 PIECE 1/2" DEEP IMPACT SOCKET SET

JEFISOC12-02

- 1/2" Drive, 6pt
- Includes:**
- 10 x sockets: 9, 10, 11, 13, 14, 17, 19, 22, 24, 27mm



PRICE EX. VAT

16 PIECE 1/2" DEEP IMPACT SOCKET SET

JEFISOC12-01

- 1/2" Drive, 6pt
- Impact resistant
- High strength
- Black phosphate finish for improved corrosion resistance

Includes:

- 16 x sockets: 10, 11, 12, 13, 14, 15, 16, 17, 18, 19, 21, 22, 24, 27, 30, 32mm



PRICE EX. VAT

13 PIECE 3/4" IMPACT SOCKET SET

JEFISOC34-01

- 3/4" Sq Drive, 6pt
- Metric & Imperial
- Black oxide finish for improved corrosion resistance

Includes:

- 13 x sockets: 22, 24, 27, 30, 32, 33, 34, 36, 38mm, 1", 1-1/8", 1-3/8", 1-7/16"



SUPPLIED IN METAL CARRY CASE

PRICE EX. VAT

8 PIECE 1" DEEP IMPACT SOCKET SET

JEFISOC01-02

- 1" Drive, 6pt
- Black phosphate finish for improved corrosion resistance
- Metric

Includes:

- 8 x sockets: 24, 27, 30, 32, 33, 34, 36, 41mm



PRICE EX. VAT

10 PIECE 1" DEEP IMPACT SOCKET SET

JEFISOC01-01

- 1" Drive, 6pt
- Black phosphate finish for improved corrosion resistance
- Metric & Imperial

Includes:

- 10 x sockets: 24, 27, 30, 32, 33, 36, 38, 41mm, 1", 1-1/8"



PRICE EX. VAT

autoMIG™

Our professional range of AutoMIG welders all feature heavy-duty, high output transformers and forced air cooling to maximise duty cycle performance. All are supplied with a comfort grip non-live torch, 1.8M earth cable, 0.45kg flux cored wire and 1.0mm contact tip.

JEFFERSON® AUTO MIG WELDERS SHOULD BE FITTED WITH THE CORRECT PLUG. FAILURE TO COMPLY WITH THIS INSTRUCTION WILL VOID WARRANTY

JEFASPWAT01L is the ideal water-based weld spatter release solution for spatter protection in all Jefferson & Tundra MIG welding applications... find it the Sundries section on **page 170**

**151 AMP GAS/NO GAS MIG WELDER (230V)****JEFMIG151-A**

- Wire Diameter:
Flux Cored: 0.8 - 0.9mm (Gasless)
- Input Voltage: 230V 1ph
- Steel Wire: 0.6 - 0.8mm
- Output Current Range: 30-150A
- Rated Duty Cycle:
100% @ 30A, 15% @ 105A
- Cooling System: Forced Air
- Absorbed Power: 4.5kW
- Torch: Non-live
- Gas Type: CO2 / Argon Mix & Argon & CO2
- Dimensions: 720 x 320 x 540mm
- Weight: 26kg

**Includes:**

- 1.8M MIG welding torch
- 1.8M 10mm² cable & 160A earth clamp cable
- 0.8mm contact tip
- 0.2kg x 0.8mm flux cored wire
- Hand held face shield
- Hammer & brush comb
- 1M Gas Hose & Regulator



PRICE EX. VAT

RANGE OF COMPATIBLE
GAS ON PAGE 42
& AUTOMIG CONSUMABLES
ON PAGE 46

185 AMP MIG WELDER (230V)**JEFMIG185-A**

- Input Voltage: 230V 1ph
- Output Current Range: 35-180A
- Rated Duty Cycle: 100% @ 70A, 15% @ 180A
- Absorbed Power: 5.4kW
- Gas Type: CO2 / Argon Mix & Argon & CO2
- Wire Capacity Steel: 5-15kg
- Cooling System: Forced Air
- Torch: Euro Non Live - BINZEL® ERGO 15.2
- Dimensions: 800 x 460 x 686mm
- Weight: 43.5kg

**Includes:**

- 3M MIG welding torch
- 2.5M 16mm² cable & 300A earth clamp cable
- 0.8mm contact tip
- 1kg x 0.6mm steel wire



PRICE EX. VAT

RANGE OF COMPATIBLE
GAS ON PAGE 42
& AUTOMIG CONSUMABLES
ON PAGE 46

MIG WELDING WIRE**SG2**

SOLID WIRE

0.7KG - 5KG - 15KG

PAGE
45

Jefferson[®] Jef-MIG[™] MIG WELDERS

Suitable for a wide range of welding jobs and widely used due to their reliability, these Jefferson MIG welders have a 35% duty cycle at rated output current and can weld without interruption for longer periods of time. The range includes 2-roll and 4-roll wire feeder options and each are fitted with anti-dust protection. Robust housing and complete with handle and castor wheels for manoeuvrability. All JefMIG welders come complete with MIG torch, argon regulator and 4m earth lead plus full copper transformers.



Comes complete with:

- Argon Regulator
- 3M Earth Lead
- 250Amp Binzel Mig Torch



32
AMP



32
AMP




PRODUCT	DESCRIPTION	INPUT	OUTPUT	WIRE FEED	WELDING WIRE DIAMETER	VOLTAGE STEPS	DIMENSIONS (LxBxH)	PRICE EX. VAT
1 KIT-JEFMIG225	225 Amp MIG Welder (230V)	230V / 32A	225 Amp	2 Roller	0.6 - 1.0mm	6	830 x 440 x 760mm	
2 KIT-JEFMIG275	275 Amp MIG Welder (230V)	230V / 32A	275 Amp	4 Roller	0.6 - 1.2mm	12	830 x 440 x 760mm	

TUNDRA 300AMP COMPACT MIG WELDER (SINGLE PHASE)

KIT-TUNMIG-300C

- Supply voltage: 230V/240V
- Supply frequency: 50/60Hz
- Supply current: 32A
- Welding range: 30–300A
- No load voltage: 15.8–37.3V
- Duty cycle: 100% - 160A
60% - 220A
50% - 300A
- Voltage steps: 16
- Welding wire Ø: 0.8mm – 1.2mm
- Standard 360 amp 5M Binzel Mig Torch included
- Protection: IP 21
- Insulation class: H
- Cooling: AF
- Dimensions (LxWxH): 870 x 490 x 820mm
- Weight: 72kg



FOUR
ROLL WIRE
FEEDER



PRICE EX. VAT



TUNDRA 300AMP MIG WELDER (SINGLE PHASE)

KIT-TUNMIG-300

- Supply voltage: 230V, 50Hz
- Max Supply current: 42A
- Supply power: 9.6kVA
- Supply current: 32A
- Welding range: 30–300A
- No load voltage: 15.8–37.3V
- Duty cycle: 100% - 160A
60% - 220A
50% - 300A
- Voltage steps: 16
- Welding wire Ø: 0.8mm – 1.6mm
- Standard 360 amp 5M Binzel Mig Torch included
- Protection: IP 21
- Insulation class: H
- Cooling: AF
- Dimensions (LxWxH): 865 x 495 x 690mm
- Weight: 68kg

- Motor: 42V AC
- Supply power: 100W
- Welding range: up to 450A
- Welding wire Ø: 0.8mm – 1.6mm
- Protection: IP 23
- Insulation class: H
- Driven rolls: 4
- Wire speed: 1 - 20m/min
- Rolls diameter: 30mm
- Dimensions (LxWxH): 590 x 240 x 365mm
- Weight: 17kg



PRICE EX. VAT



FOUR
ROLL WIRE
FEEDER

TUNDRA 450AMP MIG WELDER (3 PHASE)

KIT-TUNMIG450S

- Supply voltage: 415V
- Supply frequency: 50Hz
- Supply current: 32A
- Welding range: 40–450A
- No load voltage: 17.5–48V
- Duty cycle: 100% - 310A
60% - 420A
50% - 450A
- Voltage steps: 30
- Welding wire Ø: 0.8mm – 1.6mm
- Protection: IP 23
- Insulation class: H
- Cooling: AF
- Dimensions (LxWxH):
585 x 700 x 920mm
- Weight: 148kg



CASTOR WHEELS



FOUR ROLL WIRE FEEDER



PRICE EX. VAT

TUNDRA 450AMP MIG WELDER WATER COOLED (3 PHASE)

KIT-TUNMIG450SW


- Supply voltage: 415V
- Supply frequency: 50Hz
- Supply current: 32A
- Welding range: 40–450A
- No load voltage: 17.5–48V
- Duty cycle: 100% - 310A
60% - 420A
50% - 450A
- Voltage steps: 30
- Welding wire Ø: 0.8mm – 1.6mm
- Protection: IP 23
- Insulation class: H
- Cooling: Water Cooled
- Dimensions (LxWxH):
585 x 700 x 920mm
- Weight: 159kg



WATER COOLED MODEL



CASTOR WHEELS



FOUR ROLL WIRE FEEDER



PRICE EX. VAT

TUNDRA 600AMP MIG WELDER WATER COOLED (3 PHASE)

KIT-TUNMIG600SW

- Supply voltage: 415V
- Supply frequency: 50Hz
- Supply current: 50A
- Welding range: 40–600A
- No load voltage: 16–53V
- Duty cycle: 100% - 400A
60% - 510A
50% - 600A
- Voltage steps: 30
- Welding wire Ø: 0.8mm – 2.4mm
- Protection: IP 23
- Insulation class: H
- Cooling: Water Cooled
- Dimensions (LxWxH):
640 x 970 x 850mm
- Weight: 211kg



WATER COOLED MODEL



CASTOR WHEELS



FOUR ROLL WIRE FEEDER



PRICE EX. VAT

ALL JEFFERSON® INVERTER ARC WELDERS COME COMPLETE WITH ELECTRODE HOLDER AND EARTH LEAD AS STANDARD.

140 AMP MINI ARC WELDER (230V)

JEFARC140M-230

- Insulated Gate Bipolar Transistor (IGBT) technology
- Integrated smart fan cooling system with thermostat
- Includes Voltage Reduction Device (VRD) for improved electrical safety
- Arc force / MMA welding
- Hot start
- Includes 2M earth clamp lead and 3M electrode holder
- Generator friendly
- Input: AC 230V
- Output: 20-140A
- Rated Input Current: 13A
- Duty Cycle: 60% @ 90A, 25% @ 140A
- Frequency: 50Hz
- Weight: 3.2kg
- Dimensions: 260 x 185 x 110mm

COMPATIBLE WITH
JEFGENPET38EL
SEE P.99



FITTED WITH 13A PLUG



SEE IT IN ACTION

PRICE EX. VAT

160 AMP ARC TIG INVERTER WELDER (230V)

JEFTARC160-230

- Features a Lift TIG Function
- Digital LED Display
- Hot Start
- Arc Force
- Overheat Protection
- Generator Friendly
- Duty Cycle: 40% @ 160A
- Compatible with 2.5, 3.2, 4.0, Electrodes
- Voltage: 230V
- Frequency: 50Hz
- Rated Input Current: 16A
- No Load Voltage: 60V
- No Load Loss: 50W
- Output Current Range: 30-160A
- Efficiency: 85%
- Power Factor: 0.73
- Cable Connections: 35 x 50mm
- Insulation Class: F
- Protection Class: IP21S
- Weight: 8kg
- Dimensions: 430 x 150 x 390mm

COMPATIBLE WITH
JEFGENPET63EL
SEE P.100

Includes:

- Blow Moulded Carry Case
- 4M Welding Cable
- 3M Earth Cable



LIFT TIG
FUNCTION

PRICE EX. VAT

170 AMP ARC WELDER (DUAL VOLTAGE)

JEFARC1700-DV

- Input: 230V 16A / 110V 32A
- Output: 170Amp
- Min. 110V Supply: 5kVA
- Hot start facility
- Generator friendly
- Weight: 7.0kg
- Dimensions: 330 x 140 x 230mm



INDUSTRIAL

DUAL
VOLTAGE

LIFT TIG
FUNCTION

PRICE EX. VAT

JEFFERSON® ARC WELDERS SHOULD BE FITTED WITH THE CORRECT PLUG. FAILURE TO COMPLY WITH THIS INSTRUCTION WILL VOID WARRANTY

200 AMP ARC WELDER (DUAL VOLTAGE)

JEFARC2000-DV

This machine is fitted with Power Factor Correction, which means it will run on any voltage input ranging from 85v-270v 50hz single phase, whilst delivering a constant welding current with no loss of performance.

- Input: 85V 32A / 280V 32A
- Output: 200Amp (125A 110V)
- Hot start facility
- Generator friendly
- Power Factor Correction
- Dimensions: 360 x 140 x 230mm
- Weight: 7.5kg



32 AMP



POWER FACTOR CORRECTION

LIFT TIG FUNCTION

PRICE EX. VAT

160 AMP HIGH FREQUENCY PULSE TIG WELDER (230V)

KIT-JEFTP1600-230

- Input: 230V 16A
- Output: 160Amp
- Comes with a 3m earth lead and 200Amp TIG Torch
- Duty Cycle: 25% @ 160A
- Dimensions: 400 x 140 x 230mm
- Weight: 7.5kg



HIGH-FREQUENCY PULSE TIG

PRICE EX. VAT

180 AMP HIGH FREQUENCY TIG WELDER (230V)

KIT-JEFTIG1800-230

- Input: 230V 32A
- Output: 180Amp
- Comes with a 3m earth lead and 200Amp TIG Torch
- Duty Cycle: 40% @ 180A
- Dimensions: 400 x 140 x 230mm
- Weight: 8.0kg



HIGH-FREQUENCY TIG

PRICE EX. VAT

200 AMP HIGH FREQUENCY PULSE TIG WELDER (230V)

KIT-JEFTP2000-230

- Input: 230V 32A
- Output: 200Amp
- Comes with a 3m earth lead and 200Amp TIG Torch
- Duty Cycle: 25% @ 200A
- Dimensions: 400x140x230mm
- Weight: 8.0kg



HIGH-FREQUENCY
PULSE TIG



PRICE EX. VAT

200 AMP HIGH FREQUENCY TIG WELDER (DUAL VOLTAGE)

KIT-JEFTIG2000-DV

- Input: 110V 32A / 230V 32A
- Output: 200Amp
- Comes with a 3m earth lead and 200Amp TIG Torch
- Duty Cycle: 25% @ 200A
- Dimensions: 400 x 140 x 230mm
- Weight: 9.5kg



HIGH-FREQUENCY TIG



PRICE EX. VAT

200 AMP HF PULSE AC/DC TIG WELDER (230V) - (STAINLESS STEEL & ALUMINIUM)

KIT-JEFTIGPU200-230

- Input: 240V 32A
- Output: 200Amp
- Complete with digital output display
- Finger touch digital controls
- Application - stainless steel & aluminium
- Comes with a 3m earth lead and 200Amp TIG Torch
- Duty Cycle: 25% @ 200A
- Dimensions: 470 x 240 x 380mm
- Weight: 20kg

Includes:

- Torch
- Earth Lead
- Stick Lead
- Argon Regulator



STAINLESS STEEL
& ALUMINIUM
WELDING



PRICE EX. VAT

FOOT PEDAL CONTROL

JEFTIGFOOTCTL

- 14-pin connector with cable
- Pedal current adjustment knob

COMPATIBLE WITH MODEL
JEFTIGPU200-230 ONLY

OPTIONAL
EXTRA



PRICE EX. VAT

TUNDRA AC/DC 320AMP TIG WELDER

KIT-TUNTIG320AC-DC

TIG AC/DC welding machines are specifically designed to achieve perfect aluminium and aluminium alloy welding with alternating current. In DC mode they can also weld other metals such as stainless steel, mild steel, alloy steel, titanium and copper alloys. Coated electrodes – MMA welding is possible in either AC or DC with digital polarity change. With a variety of settings such as switchable HF arc ignition, 2-step/4-step/two level 4-step mode, 500 Hz DC pulse, AC pulse, 4 different AC forms and memory for operator's own settings these machines can tackle any TIG welding job. Options include remote control, foot pedal and TIG cold wire feeder

- Supply voltage: 415V
- Supply current: 32A
- Welding current: 5–320A
- Duty cycle: 35%
- DC pulse frequency: 0.5–500Hz
- AC frequency: 35–250Hz
- AC pulse frequency: 0.5–10Hz
- Dimensions: 540 x 250 x 480mm
- Weight: 30kg



PRICE EX. VAT



MULTI PURPOSE - 200 AMP MIG/TIG/ARC WELDER (230V)

KIT-JEFMIG200P-230

Using an internal wire feed system, this model can use 7.5kg wire rolls of FE, SS & Al wire. Output ampage in the various models are achieved using 230V - 32A input:

- MIG: 200Amp
- TIG: 200Amp
- ARC: 170Amp



ACCESSORIES INCLUDED



Includes:

- 250amp Binzel mig torch
- Argon regulator
- 3m earth lead
- 4m electrode holder hose
- Tig torch
- Gas hose

PRICE EX. VAT



60 AMP 6M PLASMA TORCH

JEFTORPLA-60A

- Type: Air Cooled
- Length: 6M
- Ampage: 60A



PRICE EX. VAT

80 AMP 6M PLASMA TORCH

JEFTORPLA-80A

- Type: Air Cooled
- Length: 6M
- Ampage: 80A



PRICE EX. VAT

PLASMA TORCH ACCESSORIES

Full range of accessories to complement the 60AMP 6M JEFTORPLA/60A and the 80 AMP 6M JEFTORPLA/80A Plasma Torches.


PRODUCT	DESCRIPTION	PRICE EX. VAT
JEFTORP51311.12	1.2mm Tip 60-70A Pt80 Torch	
JEFTORP51313P10	1.0mm Tip 40-50A Pt60 Torch	
JEFTORP52558	80A Electrode Pt80 Torch	
JEFTORP52582	60A Electrode Pt60 Torch	
JEFTORP60027	80A Gas Distributor Pt80 Torch	

PRODUCT	DESCRIPTION	PRICE EX. VAT
JEFTORP60028	60A Gas Distributor Pt60 Torch	
JEFTORP60389S	60A Maximum Life Pt60 Torch	
JEFTORP60432	60A Double Pointed Spacer Pt60 Torch	
JEFTORP60434	80A Double Pointed Spacer Pt80 Torch	
JEFTORP60511	80A Shield Cup Body Pt80 Torch	

14" WELDING GAUNTLETS

JEFGLWG-14RS

- Red leather welding glove with double reinforced palm
- Cotton & foam lining
- Protective gauntlet cuff & wing thumb design




PRICE EX. VAT

16" WELDING GAUNTLETS

JEFGLWG-16YS

- Yellow leather welding glove with double reinforced palm
- Cotton & foam lining
- Protective gauntlet cuff, wing thumb design



PRICE EX. VAT

16" PREMIUM WELDING GAUNTLETS

JEFGLWG-16BP

- Blue cow split leather welding glove with blue double reinforced palm.
- Cotton & foam lining.
- Protective gauntlet cuff, wing thumb design



SUPERIOR QUALITY

PRICE EX. VAT

21" WELDING SLEEVES

JEFGLWSLV

- Yellow leather welding sleeve
- Elasticated wrists for easy and comfortable wear
- Hook & loop adjustable design
- Manufactured & Tested to: ISO 13688:2013 & EN ISO 11611:2015

CAT II



PROTECTIVE GAUNTLET CUFF

PRICE EX. VAT

6X6FT WELDING CURTAIN WITH FRAME

JEFCURT0R6X6FR

- Easy to assemble, lightweight and portable
- 24 eyelets for securely fixing all four sides of the curtain
- Nylon ties provide strong fastening to the frame
- Colour: Orange



6FT WIDE

PRICE EX. VAT

6X6FT WELDING CURTAIN

JEFCURT0R6X6

- Attaches to the Jefferson JEFECURT0R6X6FR welding curtain frame and other standard welding curtain frames.



PRICE EX. VAT

8X6FT WELDING CURTAIN WITH FRAME

JEFCURT0R8X6FR

- Easy to assemble, lightweight and portable
- 28 eyelets for securely fixing all four sides of the curtain
- Nylon ties provide strong fastening to the frame
- Colour: Orange



8FT WIDE

PRICE EX. VAT

8X6FT WELDING CURTAIN

JEFCURT0R8X6

- Attaches to the Jefferson JEFECURT0R8X6FR welding curtain frame and other standard welding curtain frames.



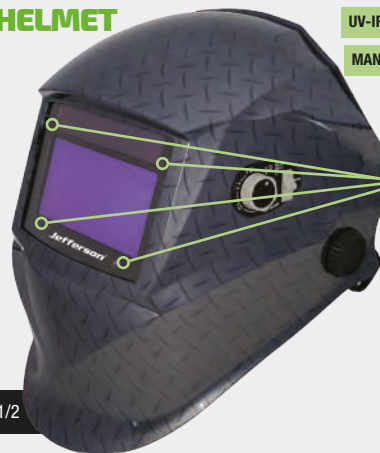
PRICE EX. VAT

TREAD PLATE STYLE AUTOMATIC WELDING HELMET

JEFWELHT5TP

Advanced Jefferson Clearweld: Automatic darkening filter (ADF) significantly reduces ARC glare during welding processes. External 9-13 DIN shade, delay & sensitivity controls. Powered by solar cells, with built-in Lithium battery.

- Viewing area: 98mm x 55mm
- Switching time: light to dark: 1/20000s (0.00005s)
- Dark to light: 0.3s - 0.9s
- Light state: DIN shade 4
- Impact resistant shell with tread plate wrap finish
- Operating temperature: -5°C to + 55°C (23°F to 131°F)
- Cartridge size: 110 x 90 x 9mm
- Function modes: welding & grinding
- Impact resistant polyamide nylon
- Net Weight: 470g



UV-IR PROTECTION UP TO SHADE DIN 16

MANUAL SHADE & DELAY ADJUSTMENT

TREAD PLATE DESIGN

4X ARC SENSORS

EN 379 1/1/1/2

PRICE EX. VAT

INDUSTRIAL

OPTICAL CLASS 1/1/1/2

AUTOMATIC WELDING & GRINDING HELMET

JEFWELHT4G

- Welding mode & grinding mode
- Includes replaceable cover lenses
- Variable shades 9 - 13
- Lens darkening reaction: 1/25,000th
- Long-lasting, environmentally friendly power supply
- External and internal shade, sensitivity, delay time and grinding mode controls
- Photoelectric sensor technology with high-quality dual LCD and filter
- Reliable and safe arc protection
- Operating temperatures ranging from -5°C and 55°C
- Portable and balanced design
- Fully compliant with current safety and technical standards



BEST SELLER

MATTE BLACK FINISH

PRICE EX. VAT

OPTICAL CLASS 1/2/1/2

CARBON FIBRE STYLE AUTOMATIC WELDING HELMET

JEFWELHT3C

- Slim & Lightweight
- Welding mode & grinding mode
- Carbon fibre wrap finish
- Automatic light adjustment from light to dark in 1/20,000th of a second
- Shade control from Din 9 - 13
- UV / IR protection up to shade DIN 16
- Adjustable sensitivity



4X ARC SENSORS

CARBON FIBRE DESIGN

PRICE EX. VAT

OPTICAL CLASS 1/1/1/2



SHADE CONTROL FROM DIN 9-13

SENSITIVITY SETTINGS & GRIND/WELD MODE TOGGLE

WELDING HELMET LENSES

PRODUCT	DESCRIPTION	PRICE EX. VAT
JEFWELHT1-IN	Inner Lens for JEFWELHT1	
JEFWELHT1-OUT	Outer Lens for JEFWELHT1	
JEFWELHT4G-IN	Inner Lens for JEFWELHT4G	
JEFWELHT4G-OUT	Outer Lens for JEFWELHT4G	
JEFWELHT4G-123OUT	Outer Lens JEFWELHT4G-01-3 116mm x 89mm	

PRODUCT	DESCRIPTION	PRICE EX. VAT
JEFWELHT3C-IN	Inner Lens for JEFWELHT3C	
JEFWELHT3C-OUT	Outer Lens for JEFWELHT3C	
JEFWELHT5TP-IN	Inner Lens for JEFWELHT5TP	
JEFWELHT5TP-OUT	Outer Lens for JEFWELHT5TP	

AUTOMATIC WELDING & GRINDING HELMETS

- Optical class: 1/2/1/2
- Viewing area: 92×42mm
- Cartridge size: 110×90×9mm
- Arc sensors: 2
- Light state: DIN 4
- Dark state: Variable shade (9-13)
- Shade control: External, variable
- Power On/Off: Fully automatic
- Sensitivity control: Low / Medium / High
- UV/IR protection: DIN 16
- Power supply: 1x CR2045 Lithium battery (up to 5,000hrs) + solar cells
- Switching time: 1/15000S, from light to dark
- Dark to light: 0.25~0.30S (High sensitivity)
0.35~0.6s (Medium sensitivity)
0.65~0.85s (Slow sensitivity)
- Low amperage TIG: 20amps (DC,AC)
- Low Battery Indicator: No
- ADF filter test: Manual
- Operating temperature: 5°C to + 55°C
- Storage temperature: -20°C to + 70°C
- Weight: 480g



PRODUCT	DESCRIPTION	PRICE EX. VAT
1 JEFWELHT4G-01	Automatic Welding & Grinding Helmet - Type 1	
2 JEFWELHT4G-02	Automatic Welding & Grinding Helmet - Type 2	
3 JEFWELHT4G-03	Automatic Welding & Grinding Helmet - Type 3	

WELDING HELMET LENSES

- Compatible with JEFWELHT4G-01, JEFWELHT4G-02 & JEFWELHT4G-03

PRODUCT	DESCRIPTION	PRICE EX. VAT
JEFWELHT4G-IN	Inner Lens for JEFWELHT4G	

PRODUCT	DESCRIPTION	PRICE EX. VAT
JEFWELHT4G-123OUT	Outer Lens JEFWELHT4G-01-3 116mm x 89mm	

HAND HELD WELDING MASK

JEFHNDMSK

- Fixed window: 3-1/4" x 4-1/4"
- Fibreglass structure

EN 175:1997-08

LENS NOT INCLUDED



PRICE EX. VAT

WELDING GOGGLES



PAGE
153

PM1 AUTO DARKENING WELDING & GRINDING HELMET

NEW!

TUNWELHTPM1

- Large viewing area
- Fully adjustable shade control suitable for all high and low current welding requirements
- Lightweight construction to reduce neck strain and enhance comfort
- Tilt adjustment and pivot style headgear for even weight distribution
- Robust and impact resistant polyamide nylon
- Replaceable solar cell / lithium battery pack
- Battery life expectancy up to 5 years
- Welding mode & grinding mode

- Viewing area: 100 x 73mm (3.94" x 2.87")
- Cartridge size: 133 x 114mm
- UV / IR protection: Permanent Shade DIN 16
- Light state: DIN shade 4
- Dark state: From DIN4 - DIN13 (Variable)
- Power supply: Solar cells + 1 x CR2450 lithium battery
- Power On/Off: Fully automatic
- Switching time: Light to dark 1/30,000s
- Switching time: Dark to light 0.25 ~ 0.8s

- Operating temperature: - 5°C to + 55°C (23°F to 131°F)
- Storing temperature: - 20°C ~ + 70°C (-4 ° F to 158° F)
- Function Modes: Grinding | Welding
- Helmet material: Impact resistant polyamide nylon
- Impact rating: B
- Dimensions: 194 x 245 x 334mm
- Weight: 0.5kg
- Minimum amperage required: ≥3 Amp

 4X ARC
SENSORS

 MANUFACTURED AND
TESTED TO EN1758 &
EN379 STANDARDS

HI-DEFINITION
OPTICAL CLASS 1/1/1/1


PRICE EX. VAT

INDUSTRIAL

TUNDRA AIR FED WELDING HELMET KIT

TUNAWH01

- Offering heavy duty protection from welding fumes and dust when welding, gouging & grinding.
- ADF technology offers true colour vision.
- Lightweight helmet design manufactured from impact resistance Nylon.
- Adjustable air flow settings to suit different environments and tasks.
- Operating Temperatures: 0-40°
- Operating duration: 6-8 hours (L/H setting) with new filter
- Charging time: 6 hours
- Viewing area: 100mm x 50mm
- Shade state: DIN 4 - 13.5
- Shade control: Internal Adjust
- Switching time: 0.08 ms
- Delay time: 0.1 - 1.9s (Internal Variable)
- Arc Sensors: 4
- Dimensions: 210mm (H) x 230mm (W) x 480mm (D)
- Helmet weight: 1.03kg
- Respirator weight: 1.02kg

Includes:

- Welding & grinding helmet
- Powered air respirator
- Protected air hose
- Carrying belt
- Li-ion 7.4V 7800mAh battery with charger
- Nylon carrying bag
- Air flow checker


**TRUE
COLOUR**

 FULL RANGE OF
CONSUMABLES
AVAILABLE

OPTICAL CLASS 1/1/1/2

SAFETY FEATURE:
VIBRATION ALERT &
SOUND TO INDICATE
CLOGGED FILTER

PRICE EX. VAT

INDUSTRIAL

TUNDRA AIR FED CONSUMABLES

Full range of accessories to compliment the TUNAWH01 Air Fed Welding Helmet Kit.

MAIN FILTER

TUNAWH-S01



PRICE
EX. VAT

PRE-FILTER (PACK OF 10)

TUNAWH-S02



PRICE
EX. VAT

MAIN SHELL CLEAR LENS (PACK OF 5)


TUNAWH-S03



PRICE
EX. VAT

ADF OUTER CLEAR LENS (PACK OF 10)

TUNAWH-S04



PRICE
EX. VAT

ADF INSIDE COVER LENS (PACK OF 10)

TUNAWH-S05



PRICE
EX. VAT

FACE SEAL

TUNAWH-S06



PRICE
EX. VAT

7.4V HD BATTERY

TUNAWH-S07



PRICE
EX. VAT

BATTERY CHARGER

TUNAWH-S08



PRICE
EX. VAT

WAIST BELT


TUNAWH-S09



PRICE
EX. VAT

HEAD SWEATBAND (PACK OF 2)

TUNAWH-S10



PRICE
EX. VAT

HEADGEAR WITH AIRDUCT

TUNAWH-S11



PRICE
EX. VAT

AIR HOSE & COVER

TUNAWH-S12



PRICE
EX. VAT

BLOWER UNIT WITH FILTER COVER

TUNAWH-S13

BATTERY &
FILTER NOT
INCLUDED



PRICE
EX. VAT

FILTER COVER FOR BLOWER UNIT

TUNAWH-S14



PRICE
EX. VAT

AUTO DARKENING FILTER

TUNAWH-S15



PRICE
EX. VAT

HARNESS FOR WAIST BELT

TUNAWH-S16



PRICE
EX. VAT

WELDING TROLLEY CART

JEF4222C

The Jefferson Welding Trolley is the perfect all in one solution for the modern workshop. Manufactured from durable yet light steel, it delivers exceptional performance and mobility. Keep your welding equipment neat and tidy and most importantly safe with this essential product. It features space at the rear for one tank of gas and safety chains to keep it secure.

- Load Capacity: 80kg
- Wheels: 7.5" / 3" solid wheels
- Dimensions (LxBxH):
705mm x 375mm x 692mm

TOOLS NOT INCLUDED



PRICE EX. VAT

WELDING GAUGE CAM TYPE

JEFWELGAU-CAM

- High quality stainless steel blades
- Quick and accurate measuring of fillet leg length and weld throat size
- Undercut and pitting depth
- Excess weld metal
- Root and face gap
- Angle of preparation and misalignment



PRICE EX. VAT

WELDING GAUGE FILLET TYPE

JEFWELGAU-FIL

- High quality stainless steel blades
- Metric & Imperial
- Sizes:
1/8" - 1"
3.2-25.4mm
- Set of 7 blades
- Vinyl pocket case with snap lock



PRICE EX. VAT

EARTH CLAMPS

- Lightweight, tough and durable construction with easy clamping mechanism.
- HDG steel body & lever with copper conductor.
- Torsion spring type for strong, easy connection to the clamp

1




2




3




4




5



6




7



	PRODUCT	DESCRIPTION	RATING	MAX CABLE CAPACITY	PRICE EX. VAT
1	JEFECR0200	200Amp Earth Clamp Croc	200Amp @ 35% Duty Cycle, 150Amp @ 60% Duty Cycle	25mm ²	
2	JEFECR0400	400Amp Earth Clamp Croc	400Amp @ 35% Duty Cycle, 300Amp @ 60% Duty Cycle	70mm ²	
3	JEFECR0500	500Amp Earth Clamp Croc	500Amp @ 35% Duty Cycle, 400Amp @ 60% Duty Cycle	70mm ²	
4	JEFECSCW600	600Amp Earth Clamp Screw	600Amp @ 35% Duty Cycle, 500Amp @ 60% Duty Cycle	95mm ²	
5	JEFECSCW600BR	600Amp Brass Jaw Earth Clamp Screw	600Amp @ 35% Duty Cycle, 500Amp @ 60% Duty Cycle	95mm ²	
6	JEFECSCW600MY	600Amp Myking Earth Clamp Screw	600Amp @ 35% Duty Cycle, 500Amp @ 60% Duty Cycle	95mm ²	
7	JEFECSCW600ST	600Amp Steel Jaw Earth Clamp Screw	600Amp @ 35% Duty Cycle, 500Amp @ 60% Duty Cycle	95mm ²	

DINZE & PANEL SOCKETS



- Rating: 400Amp @ 35% Duty Cycle
300Amp @ 60% Duty Cycle
- Maximum cable capacity: 50mm²



- Rating: 600Amp @ 35% Duty Cycle
500Amp @ 60% Duty Cycle
- Maximum cable capacity 95mm²

	PRODUCT	DESCRIPTION	PRICE EX. VAT
1	JEFD35-50F	Dinze Socket 35/50 Female	
2	JEFD35-50M	Dinze Socket 35/50 Male	
3	JEFD70-95F	Dinze Socket 70/95 Female	

	PRODUCT	DESCRIPTION	PRICE EX. VAT
4	JEFD70-95M	Dinze Socket 70/95 Male	
5	JEFP35-50F	Panel Socket M-10 Female 35/50mm²	
6	JEFP70-95F	Panel Socket M-12 Female 70/95mm²	

ELECTRODE HOLDERS

- Designed to reduce overheating and ensure maximum comfort for the user.
- Brass conductor body with DMC handle. Spiral spring type.

1 400 AMP



2 600 AMP



3 600 AMP



	PRODUCT	DESCRIPTION	RATING	MAX CABLE CAPACITY	PRICE EX. VAT
1	JEFEHT400	400Amp Electrode Holder	400Amp @ 35% Duty Cycle, 300Amp @ 60% Duty Cycle	50mm²	
2	JEFEHT600	600Amp Electrode Holder	600Amp @ 35% Duty Cycle, 500Amp @ 60% Duty Cycle	70mm²	
3	JEFEHT600MY	600Amp Myking Electrode Holder	400Amp @ 35% Duty Cycle, 300Amp @ 60% Duty Cycle	95mm²	

MAGNETIC WELDING CLAMPS



Magnetic position holders can hold welding jobs at angles of 45°, 90° or 135° as needed, suitable for use on square or round materials

	PRODUCT	DESCRIPTION	HOLDING CAPACITY	PRICE EX. VAT
	JEFMAGHOL075	75mm Magnetic Welding Clamp	4.1kg	
	JEFMAGHOL092	92mm Magnetic Welding Clamp	9.2kg	
	JEFMAGHOL116	116mm Magnetic Welding Clamp	15kg	

WELDING GAS

DO NOT REFILL

Disposable gas bottle for use with Jefferson MIG Welders and other leading MIG welder brands. Suitable for welding thin sheet metal / mild steel

PROPANE GAS
400G/14.10Z

JEFGASPR00400

- Ph28bar, PQW 16
- UN.1978 IM02.1
- FLAMMABLE, N.O.S (Dimethylmethane)

EN12205,
1354

PRICE EX. VAT

MAPP GAS 3600°F
400G/14.10Z

JEFGASMAP0453

- Ph28bar, PQW 13
- UN.1077 IM02.1
- Liquefied Gas
- FLAMMABLE, N.O.S (Methyl Acetylene & Propadiene Mixtures, Stabilized)

EN12205,
1354

PRICE EX. VAT

	PRODUCT	DESCRIPTION	VOLUME	PRESSURE	CONTENTS	PRICE EX. VAT
1	JEFGASC020600	CO2 Welding Gas 600g / 1L	950cc	36BAR at 0°	600g	
2	JEFGASC021200	CO2 Welding Gas 1200g / 2L	2200cc	110BAR at 20°	1200g	
3	JEFGASMIX110L	CO2 / Argon Mix Welding Gas 110L	950cc	110BAR at 20°	110 Litre	

GAS TORCH EXTENSION
HOSE 1.5M

JEFGAST-EXT1.5

- CGA 600 Standard torch connection compatible with Jefferson gas & torch range
- Gas flow control knob
- Fuel valve gas connection
- Brass fittings and strong hose construction for maximum durability & safe operation
- Belt hook allows hose extension to be connected to a gas cylinder fitted to a belt loop
- 1.5M reinforced gas hose



PRICE EX. VAT

SOLDERING & BRAZING GAS TORCH

JEFGASTORCH

- Push-button, piezo self-igniting system
- 360° swivel flametube design
- Compatible with Propane, Mapp® Mapp/Pro™ gases & MT-1 & PT-1 fuel containers
- Brass tip, built-in gas regulator & safety trigger lock
- Soldering Capacity: 19-102mm
- Brazing Capacity: 6-32mm

Propane (JEFGASPR00400)

- Soft solder: 19mm - 76mm
- Brazing: 6mm - 19mm

MAPP (JEFGASMAP0453)

- Soft solder: 19mm - 102mm
- Brazing: 6mm - 32mm

INFERNO™

SOLDERING & BRAZING GAS TORCH
& MAPP GAS KIT

JEFGASTORCHKIT

- JEFGASTORCH Soldering & Brazing Gas Torch
- JEFGASMAP0453 MAPP Gas - FLAMMABLE, N.O.S (Methyl Acetylene & Propadiene Mixtures, Stabilized)

EN12205,
1354

PRICE EX. VAT

*WARNING:
NOT
SUITABLE FOR
ACETYLENE

PRICE EX. VAT

GAS REGULATORS

Ideal for heavy duty usage, the Jefferson gas regulators are high quality, safe and suitable for use with argon, acetylene, propane and oxygen gas.



1



2



3



4

	PRODUCT	DESCRIPTION	AIR PRESSURE	AIR OUTLET	GAUGE	PRICE EX. VAT
1	JEFRGR-ACE	Acetylene Gas Regulator	300 BAR	3/8" BSP	Twin gauge for both bottle pressure & working pressure	
2	JEFRGR-ARG	Argon Regulator	25 BAR / 1.5 BAR	3/8" BSP	Twin gauge for both bottle pressure & working pressure	
3	JEFRGR-OXY	Oxygen Regulator	25 BAR / 4 BAR	3/8" BSP	Single stage plugged	
4	JEFRGR-PRO	Propane Gas Regulator	300 BAR / 4 BAR	3/8" BSP	Twin gauge for both bottle pressure & working pressure	

WELDING FITTINGS

1



2



3



4




5




6



7



8




9




10



11



12



13



	PRODUCT	DESCRIPTION	PRICE EX. VAT
1	JEFCOUP1-4L	1/4" Coupler Left Hand Straight (each)	
2	JEFCOUP1-4R	1/4" Coupler Right Hand Straight (each)	
3	JEFCOUP3-8L	3/8" Coupler Left Hand Straight (each)	
4	JEFCOUP3-8R	3/8" Coupler Right Hand Straight (each)	
5	JEFNUTU1-4L	1/4" Left Hand Union Nut (each)	
6	JEFNUTU1-4R	1/4" Right Hand Union Nut (each)	
7	JEFNUTU3-8L	3/8" Left Hand Union Nut (each)	
8	JEFNUTU3-8R	3/8" Right Hand Union Nut (each)	
9	JEFSPLICER1-4	1/4" Splicer (each)	
10	JEFSPLICER5-16	5/16" Splicer (each)	
11	JEFTAIL14-14	Tail 1/4" Bore x 1/4" Nut (each)	
12	JEFTAIL14-38	Tail 1/4" Bore x 3/8" Nut (each)	
13	JEFTAIL38-38	Tail 3/8" Bore x 3/8" Nut (each)	

ALL WELDING FITTINGS ARE SUPPLIED IN PACKS OF 10

COMBINATION BOTTLE SPANNER

JEFCOMBTLS

- 21 & 28mm Drop-forged



PRICE EX. VAT

MIG WELDING PLIER

JEFMIGPLI

- Manufactured from high quality carbon steel
- Spring loaded
- Serves 8 purposes including hammering, wire cutting, spatter removal and insulation bushing removal and installation




PRICE EX. VAT

SPINDLE KEY 7MM**JEFSPINKEY**

PRICE EX. VAT

SPRING HANDLED CHIPPING HAMMER**JEFCHIAM**

- Alloy carbon steel head 40HRC
- Spring steel handle
- Weight: 0.61lb



PRICE EX. VAT

12CM NOZZLE CLEANERS**JEFNOZCLN**

PRICE EX. VAT

FRENCH CHALK HOLDER**JEFCHOLD**

- Includes chalk



PRICE EX. VAT

SPARK LIGHTER**JEFSPKLT**

PRICE EX. VAT

SPARK LIGHTER TRIPLE FLINT**JEFSPKLT-T**

PRICE EX. VAT

SPARE TRIPLE FLINTS**JEFSPKLT-T-REF**

- Refill for JEFSPKLT-T Spark lighter



PRICE EX. VAT

WELDING ELECTRODES

A versatile, deep penetrating steel electrode with smooth, stable arc characteristics. It is used for the welding of mild steels, galvanized and some low alloy steels. The coating produces a forceful, spray-type arc, resulting in deep penetrating welds. The slag is thin and easily removable.

Class E6013 blue rutile coated electrodes suitable for welding Carbon and C-Mn steels with medium mechanical properties. Typical Application: Vehicles, ship building and repair, sheet metal, build-up of over machined and worn mild steel surfaces, general light fabrication.

- Soft arc therefore suitable for relatively thin plates and bridging wide gaps
- All position electrode including vertical down
- Rutile general purpose

**2.5 X 350MM WELDING RODS****JEFWR2.5-2.5KG**

PRICE EX. VAT

3.2 X 350MM WELDING RODS**JEFWR3.2-2.5KG**

PRICE EX. VAT

4.0 X 350MM WELDING RODS**JEFWR4.0-2.5KG**

PRICE EX. VAT

0.7KG SG2 SOLID MIG WELDING WIRE

5KG SG2 SOLID MIG WELDING WIRE

1



2



PRODUCT	DESCRIPTION	PRICE EX. VAT
1 JEFWP0.6-0.7	0.6mm 0.7kg MIG Welding Wire	
JEFWP0.8-0.7	0.8mm 0.7kg MIG Welding Wire	

PRODUCT	DESCRIPTION	PRICE EX. VAT
JEFWP0.6-05	0.6mm 5kg MIG Welding Wire	
2 JEFWP0.8-05	0.8mm 5kg MIG Welding Wire	
JEFWP1.0-05	1.0mm 5kg MIG Welding Wire	

15KG SG2 SOLID MIG WELDING WIRE

Mild steel welding wire is widely used in ship, vehicle, bridge, engineering machinery and various other fields. Mild steel welding wire is highly anti-corrosive, it uses CO2 gas shielded welding and is widely applied in marine boilers, marine pipelines and marine cargo manufacturing industries. Our SG2 solid wire mild steel welding wire is coated with a copper layer for high anti-corrosion.



PRODUCT	DESCRIPTION	PRICE EX. VAT
JEFWP0.8	0.8mm 15kg MIG Welding Wire	
JEFWP1.0	1.0mm 15kg MIG Welding Wire	
JEFWP1.2	1.2mm 15kg MIG Welding Wire	

CE 0035 14,
EN ISO 14341-A-
G42 3 C1 3S11,
EN13479:2006



NEW!

TELESCOPIC
LADDER

now with
stabilising base bar



PAGE
76

0.9MM FLUX CORED WELDING WIRE - 0.9KG

JEFWP0.9-0.9FC

- Manufactured to BS EN ISO14341:2008
- Suitable for use with the Jefferson autoMIG 151A gas/no gas welder (JEFMIG151-A) and other gas/no gas welders
- Ideal for a range of industry uses



PRICE EX. VAT

AUTOMIG CONSUMABLES (150AMP)

SUITABLE FOR JEFMIG100-A & JEFMIG151-A




	PRODUCT	DESCRIPTION	PRICE EX. VAT
1	JEFTIPBZ15-0.6	0.6mm Tip MB15 Binzel Torch (5 Pack)	
2	JEFTIPBZ15-0.8	0.8mm Tip MB15 Binzel Torch (5 Pack)	
3	JEFTIPBZ15-1.0	1.0mm Tip MB15 Binzel Torch (5 Pack)	
4	JEFNOZBZ15	Nozzle MB15 Binzel Torch (3 Pack)	

AUTOMIG CONSUMABLES (250AMP)


SUITABLE FOR JEFMIG185-A & JEFMIG210-A



	PRODUCT	DESCRIPTION	PRICE EX. VAT
1	JEFTIPBZ25-0.8	0.8mm Tip MB25 Binzel Torch (5 Pack)	
2	JEFTIPBZ25-1.0	1.0mm Tip MB25 Binzel Torch (5 Pack)	
3	JEFNOZBZ25	Nozzle MB25 Binzel Torch (3 Pack)	

BINZEL TYPE 250AMP MIG TORCH

	PRODUCT	DESCRIPTION	PRICE EX. VAT
1	JEFTORBZ2506	Tip Holder M6	
2	JEFTORBZ2504-08	0.8mm Tip M6	
2	JEFTORBZ2504-10	1.0mm Tip M6	
3	JEFTORBZ2508	Gas Nozzle 15mm bore	
	JEFTORBZ2524-50	Steel Liner 1.0mm-1.2mm x 5m	
	JEFTORBZ2513-50	Teflon Liner 1.0mm-1.2mm x 5m	

BINZEL TYPE 360AMP MIG TORCH


	PRODUCT	DESCRIPTION	PRICE EX. VAT
1	JEFTORBZ3614	Tip Holder M8	
2	JEFTORBZ4014-10	1.0mm Tip M8	
2	JEFTORBZ4014-12	1.2mm Tip M8	
3	JEFTORBZ3605W	White Diffuser	
4	JEFTORBZ3616	Gas Nozzle 16mm bore	
	JEFTORBZ2524-50	Steel Liner 1.0mm-1.2mm x 5m	
	JEFTORBZ2513-50	Teflon Liner 1.0mm-1.2mm x 5m	

TWECO TYPE 400AMP MIG TORCH




	PRODUCT	DESCRIPTION	PRICE EX. VAT
1	JEFTORTW34CT	Nozzle Insulator	
2	JEFTORTW54A	Gas Diffuser	
3	JEFTORTW14H-40	Heavy Duty 1.0mm Tip	
3	JEFTORTW14H-45	Heavy Duty 1.2mm Tip	
4	JEFTORTW24CT	Fixed Nozzle 16mm bore	
	JEFTORTW4354515	Steel Liner 0.9mm-1.2mm x 4.5m	

BERNARD TYPE 400AMP MIG TORCH




	PRODUCT	DESCRIPTION	PRICE EX. VAT
1	JEFTORBND4435	Tip Holder	
2	JEFTORBND7496	1.0mm Short Tip	
2	JEFTORBND7490	1.2mm Short Tip	
3	JEFTORBND1596	1.0mm Long Tip	
3	JEFTORBND1590	1.2mm Long Tip	
4	JEFTORBND4491	Brass Nozzle 19mm Bore	
	JEFTORBND44115	Steel Liner 0.8mm-1.2mm x 4.5m	

BINZEL TYPE 500AMP WATERCOOLED MIG TORCH



	PRODUCT	DESCRIPTION	PRICE EX. VAT
1	JEFTORWAT5001	Tip Adaptor 25mm	
2	JEFTORWAT5005C	Ceramic Diffuser	
2	JEFTORWAT5005W	White Diffuser	
3	JEFTORBZ4014-10	1.0mm Tip M8	
3	JEFTORBZ4014-12	1.2mm Tip M8	
4	JEFTORWAT5028	Conical Nozzle 16mm bore	
	JEFTORBZ2513-50	Teflon Liner 1.0mm-1.2mm x 5m	

WARRIOR TREGASKISS TYPE 500AMP MIG TORCH



	PRODUCT	DESCRIPTION	PRICE EX. VAT
1	JEFTORTTR404-3	Heavy Duty Tip Holder	
2	JEFTORTTR4031-10	Heavy Duty 1.0mm Tip Zirconium	
2	JEFTORTTR4031-45	Heavy Duty 1.2mm Tip Zirconium	
3	JEFTORTTR4016-62	Heavy Duty Nozzle 16mm bore	
	JEFTORTTR4153515	Steel Liner 0.9mm-1.2mm x 4.8m	

350W BENCH DRILL

JEFPDB0350

Fitted with a heavy duty motor, capable of drilling into wood, plastics, ceramics and many metals. Small footprint area for workshop and portable enough to take to the job.

- Type: Bench
- Height: 580mm
- Chuck capacity: 1.5-13mm
- Spindle Travel: 50mm
- Speed: 620 - 2620rpm
- Motor Power: 350W
- 5 Speeds: Range (20 - 2620rpm)
- Drilling capacity: Ø13mm
- Spindle Taper: B16
- Swing: 210mm
- Column diameter: Ø46mm
- Table size: 160 x 160mm
- Throat depth: 105mm



EMERGENCY POWER OFF SWITCH




PRICE EX. VAT

550W BENCH DRILL

JEFPDB0550

- Type: Bench
- Height: 980mm
- Chuck Size: 16mm
- Spindle Travel: 80mm
- Speed: 180 - 2770rpm
- Motor Power: 550W
- 16 Speeds: (Range: 180-2770rpm)
- Cast iron working table and cast iron base
- Micro-switch inside pulley cover box
- Front emergency switch
- Cast iron feeding handle
- Chuck guard
- Cast iron belt pulley
- Flexible LED working light
- Cross laser light



EMERGENCY POWER OFF SWITCH



FLEXIBLE LED WORKING LIGHT




PRICE EX. VAT

750W BENCH DRILL

JEFPDB0750-16S

- Type: Bench
- Height: 1000mm
- Chuck Size: 16mm
- Spindle Travel: 85mm
- Speed: 180 - 2770rpm
- Motor Power: 750W
- 16 Speeds: (Range: 180-2770rpm)
- Cast iron working table and cast iron base
- Micro-switch inside pulley cover box
- Front emergency switch
- Cast iron feeding handle
- Chuck guard
- Cast iron belt pulley
- Rack lifting system
- Flexible LED working light
- Cross laser light



EMERGENCY POWER OFF SWITCH



FLEXIBLE LED WORKING LIGHT



PRICE EX. VAT

ANTI-FATIGUE RUBBER MAT

PAGE 156

750W PILLAR DRILL

JEFPDB0750-12S

- Type: Pillar
- Height: 1600mm
- Chuck Size: 20mm
- Spindle Travel: 85mm
- Speed: 280 - 2830rpm
- Motor Power: 750W
- 12 Speeds: (Range: 280-2830rpm)
- Cast iron working table and cast iron base
- Micro-switch inside pulley cover box
- Front emergency switch
- Cast iron feeding handle
- Chuck guard
- Cast iron belt pulley
- Rack lifting system
- Flexible LED working light
- Cross laser light



PRICE EX. VAT



1100W PILLAR DRILL

JEFPDB1100

- Type: Pillar
- Height: 1710mm
- Chuck Size: 20mm
- Spindle Travel: 120mm
- Speed: 150 - 2450rpm
- Motor Power: 1100W
- 12 Speeds: (Range: 150-2450rpm)
- Cast iron working table and cast iron base
- Micro-switch inside pulley cover box
- Front emergency switch
- Cast iron feeding handle
- Chuck guard
- Cast iron belt pulley
- Rack lifting system
- Flexible LED working light
- Cross laser light



PRICE EX. VAT



1500W PILLAR DRILL

JEFPDB1500

- Type: Pillar
- Height: 1710mm
- Chuck Capacity: 5-20mm
- Spindle Travel: 120mm
- Speed: 150-2450rpm
- Motor Power: 1500W
- 12 Speeds: (Range: 150-2450rpm)
- Max Drilling Diameter: 32mm (1 1/4")
- Input Voltage - Frequency: 230V - 50Hz
- Spindle Taper: MT4
- Max. distance from spindle axis to surface of column: 255mm
- Max. distance from spindle end to surface of table: 745mm
- Max. distance from spindle end to surface of base: 1205mm
- Swing: 510mm
- Table Size: 420 x 480mm
- Base Size: 575 x 425mm
- Column Diameter: 92mm
- Weight: 125kg



PRICE EX. VAT



DRILL CHUCKS & ADAPTORS

Heavy duty to ensure accuracy and extended work life, the Jefferson range of drill chucks and adaptors encompasses a variety of convenient options, including self tightening and keyless, to allow for effortless drilling.



PRODUCT	DESCRIPTION	PRICE EX. VAT
1 JEFCS4	Drill Chucks 5/8" Key	
2 JEFCS8	Drill Chucks 1/2" SDS Adaptor	
3 JEFCS11	Drill Chucks 1/2" Chuck Key	
4 JEFCS1	Drill Chucks 1/2" 20UNF & Key	
5 JEFCS2	Drill Chucks 1/2" 20UNF & SDS & Key	
6 JEFCS6	Drill Chucks 1/2" 20UNF Part Metal Keyless	
7 JEFCS12	Drill Chuck 1/2" -20UNF Keyless	

PRODUCT	DESCRIPTION	PRICE EX. VAT
8 JEFCS14	Drill Chuck 1/2" -20UNF Keyless & SDS	
9 JEFCS16	Drill Chuck & Chuck Key 5-20mm MT3	
10 JEFCS17	20mm Chuck Key	
11 JEFMT3-JT3	Morse Taper Arbor MT3	
12 JEFMT3-MT2	Morse Taper Sleeve MT3-MT2	
13 JEFMT4-MT3	Morse Taper Sleeve MT4-MT3	
14 JEFMAGDSP29	Magnetic Drill Adaptor 1/2" 20UNF Weldon	

HSS STEP DRILLS

JEFSTPHSS4-12



PRICE EX. VAT

JEFSTPHSS4-20



PRICE EX. VAT

JEFSTPHSS4-32



PRICE EX. VAT

HSS STEP DRILLS SET

JEFSTPSHSS03

- Spiral flute
- Clog-free precision

Includes:

- 4-12mm
- 4-20mm
- 4-32mm



PRICE EX. VAT


6 PIECE HSS COUNTER SINK SET

JEFCSBS06

- 90° Drill Bits
- For Carbon Steel, Sheet Iron, PVC, Wood

Includes:

- 6.3mm
- 8.3mm
- 10.4mm
- 12.4mm
- 16.5mm
- 20.5mm



PRICE EX. VAT

3 PIECE TCT ROTARY BURRS

JEFBURTCTR03

HSS Diamond Tooth Cut

Includes:

- B1020 10x6mm
- F1020 10x6mm
- D1009 10x6mm



PRICE EX. VAT

8 PIECE TCT ROTARY BURRS

JEFBURTCTR08

HSS Diamond Tooth Cut, For Steel, Aluminium, Cast Iron, Wood, Acrylics, Fibreglass & Plastics

Includes:

- A1225 12x6mm
- C1020 10x6mm
- F1225 12x6mm
- D1009 10x6mm
- A1020 10x6mm
- C0616 6x6mm
- F1020 10x6mm
- D0605 6x6mm



PRICE EX. VAT

9 PIECE PLUMBERS HOLES AW SET

JEFHKS09P

HSS-M3 High performance steel cutting edge suitable for cutting a wide range of metals, alloys & plastics with ideal sizes for plumbers.

- Bi-Metal
- Variable Pitch
- Tooth Profile

INCLUDES:

- 19mm
- 22mm
- 29mm
- 38mm
- 44mm
- 57mm
- Pilot Drill Bit
- Ø 14-30mm Arbor
- Ø 32-152mm Quick Release Arbor



PRICE EX. VAT



9 PIECE ELECTRICIANS HOLES AW SET

JEFHKS09E

HSS-M3 High performance steel cutting edge suitable for cutting a wide range of metals, alloys & plastics with ideal sizes for electricians.

- Bi-Metal
- Variable Pitch
- Tooth Profile

INCLUDES:

- 16mm
- 20mm
- 25mm
- 32mm
- 40mm
- 51mm
- Pilot Drill Bit
- Ø 14-30mm Arbor
- Ø 32-152mm Quick Release Arbor



PRICE EX. VAT



HOLES AW ARBOR & PILOT DRILL




PRODUCT	DESCRIPTION	SIZE	PRICE EX. VAT
JEFHSA14-30	Holesaw Arbor & Pilot Drill	Ø 14 - 30mm 7/16" Hex Shank	
JEFHSA32-152	Holesaw Arbor & Pilot Drill	Ø 32 - 152mm 7/16" Hex Shank	

ANGLE GRINDER QUICK NUT

JEFCS15

- Suitable for use with all angle grinders with an M14 thread.
- Allows for quick disc changing without requiring additional tools.
- Thickness: 13mm



PRICE EX. VAT

PLANER BLADES (PAIR)

JEFPLAB01

- Universal / reversible fit, compatible with most table-top and hand held electric planers
- High-quality HSS blade
- Dimensions: 82mm x 5.5mm



PRICE EX. VAT

HSS FULLY GROUND 19 PIECE DRILL BIT SET

JEFDBSG19HSS

- HSS drill bits are designed to reduce friction and heat.
- Includes: 1, 1.5, 2, 2.5, 3, 3.5, 4, 4.5, 5, 5.5, 6, 6.5, 7, 7.5, 8, 8.5, 9, 9.5, and 10mm
- 135° Split point tip
- DIN338




19 PIECE SET

PRICE EX. VAT

HSS FULLY GROUND 25 PIECE DRILL BIT SET

JEFDBSG25HSS

- HSS drill bits are designed to reduce friction and heat.
- Includes: 1, 1.5, 2, 2.5, 3, 3.5, 4, 4.5, 5, 5.5, 6, 6.5, 7, 7.5, 8, 8.5, 9, 9.5, 10, 10.5, 11, 11.5, 12, 12.5, and 13mm
- 135° Split point tip
- DIN338



25 PIECE SET

PRICE EX. VAT

M35 19 PIECE DRILL BIT SET

JEFDBSG19M35

- M35 contains 5% cobalt meaning it will cut faster and last longer.
- Includes: 1, 1.5, 2, 2.5, 3, 3.5, 4, 4.5, 5, 5.5, 6, 6.5, 7, 7.5, 8, 8.5, 9, 9.5, and 10mm
- 135° Split point tip
- M35 thread size
- 5% Cobalt
- DIN338



19 PIECE SET

PRICE EX. VAT

M35 25 PIECE DRILL BIT SET

JEFDBSG25M35

- M35 contains 5% cobalt meaning it will cut faster and last longer.
- Includes: 1, 1.5, 2, 2.5, 3, 3.5, 4, 4.5, 5, 5.5, 6, 6.5, 7, 7.5, 8, 8.5, 9, 9.5, 10, 10.5, 11, 11.5, 12, 12.5, 13mm
- 135° Split point tip
- M35 thread size
- 5% Cobalt
- DIN338



25 PIECE SET

PRICE EX. VAT

M2 19 PIECE DRILL BIT SET

JEFDBSG19M2

- M2 is the industry standard and offers high wear resistance.
- Includes: 1, 1.5, 2, 2.5, 3, 3.5, 4, 4.5, 5, 5.5, 6, 6.5, 7, 7.5, 8, 8.5, 9, 9.5, and 10mm
- 135° Split point tip
- M2 thread size
- DIN338



19 PIECE SET

PRICE EX. VAT

M2 25 PIECE DRILL BIT SET

JEFDBSG25M2

- M2 is the industry standard and offers high wear resistance.
- Includes: 1, 1.5, 2, 2.5, 3, 3.5, 4, 4.5, 5, 5.5, 6, 6.5, 7, 7.5, 8, 8.5, 9, 9.5, 10, 10.5, 11, 11.5, 12, 12.5, and 13mm
- 135° Split point tip
- M2 thread size
- DIN338



25 PIECE SET

PRICE EX. VAT

HSS FULLY GROUND DRILL BITS

The Jefferson range of individual drill bits are fully ground, manufactured from high speed steel (HSS) increasing their heat resistance and available from 2mm to 13mm.

PRODUCT	DESCRIPTION	MINIMUM ORDER QTY	PRICE EX. VAT
JEFDBH02.0	2.0mm DIN338 HSS Fully Ground Drill Bit	10	
JEFDBH02.5	2.5mm DIN338 HSS Fully Ground Drill Bit	10	
JEFDBH03.0	3.0mm DIN338 HSS Fully Ground Drill Bit	10	
JEFDBH03.2	3.2mm DIN338 HSS Fully Ground Drill Bit	10	
JEFDBH03.5	3.5mm DIN338 HSS Fully Ground Drill Bit	10	
JEFDBH04.0	4.0mm DIN338 HSS Fully Ground Drill Bit	10	
JEFDBH04.2	4.2mm DIN338 HSS Fully Ground Drill Bit	10	
JEFDBH04.5	4.5mm DIN338 HSS Fully Ground Drill Bit	10	
JEFDBH04.8	4.8mm DIN338 HSS Fully Ground Drill Bit	10	
JEFDBH05.0	5.0mm DIN338 HSS Fully Ground Drill Bit	10	
JEFDBH05.5	5.5mm DIN338 HSS Fully Ground Drill Bit	10	
JEFDBH05.8	5.8mm DIN338 HSS Fully Ground Drill Bit	10	
JEFDBH06.0	6.0mm DIN338 HSS Fully Ground Drill Bit	10	
JEFDBH06.5	6.5mm DIN338 HSS Fully Ground Drill Bit	10	
JEFDBH06.8	6.8mm DIN338 HSS Fully Ground Drill Bit	10	
JEFDBH07.0	7.0mm DIN338 HSS Fully Ground Drill Bit	10	
JEFDBH07.5	7.5mm DIN338 HSS Fully Ground Drill Bit	10	
JEFDBH08.0	8.0mm DIN338 HSS Fully Ground Drill Bit	10	
JEFDBH08.5	8.5mm DIN338 HSS Fully Ground Drill Bit	10	
JEFDBH09.0	9.0mm DIN338 HSS Fully Ground Drill Bit	10	
JEFDBH10.0	10.0mm DIN338 HSS Fully Ground Drill Bit	10	
JEFDBH10.2	10.2mm DIN338 HSS Fully Ground Drill Bit	5	
JEFDBH10.5	10.5mm DIN338 HSS Fully Ground Drill Bit	5	
JEFDBH12.0	12.0mm DIN338 HSS Fully Ground Drill Bit	5	
JEFDBH12.5	12.5mm DIN338 HSS Fully Ground Drill Bit	5	
JEFDBH13.0	13.0mm DIN338 HSS Fully Ground Drill Bit	5	



40 PIECE POWER BIT SET

JEFDBS040

• 3/8" & 1/2" Sq Drive

Includes:

- 2 x Bit Adaptor: 3/8" & 1/2" drive
- 7 x 30mm: 4, 5, 6, 7, 8, 10, 12mm
- 7 x 30mm TRX-Star: T20, 25, 30, 40, 45, 50, 55
- 5 x 30mm Spline Bits: 5, 6, 8, 10, 12mm
- 7 x 75mm Hex: 4, 5, 6, 7, 8, 10, 12mm
- 7 x 75mm TRX-Star: T20, 25, 30, 40, 45, 50, 55
- 5 x 75mm Spline Bits: 5, 6, 8, 10, 12mm



TRX-STAR



SPLINE



HEX

SUPPLIED IN A DURABLE AND PORTABLE CARRY-CASE

PRICE EX. VAT

60MM MAGNETIC BIT HOLDER

JEFMBH



PRICE EX. VAT

NEW!

INFRARED THERMOMETER



PAGE
109

SDS-PLUS BITS



PRODUCT	DESCRIPTION	PRICE EX. VAT	PRODUCT	DESCRIPTION	PRICE EX. VAT
JEFDBSDSP05.0-160	5.0mm SDS Plus Bit 160-100mm		JEFDBSDSP14.0-210	14.0mm SDS Plus Bit 210-150mm	
JEFDBSDSP05.5-160	5.5mm SDS Plus Bit 160-100mm		JEFDBSDSP14.0-260	14.0mm SDS Plus Bit 260-200mm	
JEFDBSDSP05.5-210	5.5mm SDS Plus Bit 210-150mm		JEFDBSDSP14.0-310	14.0mm SDS Plus Bit 310-250mm	
JEFDBSDSP06.0-160	6.0mm SDS Plus Bit 160-100mm		JEFDBSDSP16.0-210	16.0mm SDS Plus Bit 210-150mm	
JEFDBSDSP06.0-210	6.0mm SDS Plus Bit 210-150mm		JEFDBSDSP16.0-310	16.0mm SDS Plus Bit 310-260mm	
JEFDBSDSP06.5-160	6.5mm SDS Plus Bit 160-100mm		JEFDBSDSP18.0-200	18.0mm SDS Plus Bit 200-150mm	
JEFDBSDSP06.5-210	6.5mm SDS Plus Bit 210-150mm		JEFDBSDSP18.0-300	18.0mm SDS Plus Bit 300-250mm	
JEFDBSDSP07.0-160	7.0mm SDS Plus Bit 160-100mm		JEFDBSDSP20.0-200	20.0mm SDS Plus Bit 200-150mm	
JEFDBSDSP07.0-210	7.0mm SDS Plus Bit 210-150mm		JEFDBSDSP20.0-300	20.0mm SDS Plus Bit 300-250mm	
JEFDBSDSP08.0-210	8.0mm SDS Plus Bit 210-150mm		JEFDBSDSP20.0-450	20.0mm SDS Plus Bit 450-400mm	
JEFDBSDSP08.0-260	8.0mm SDS Plus Bit 260-200mm		JEFDBSDSP22.0-250	22.0mm SDS Plus Bit 250-200mm	
JEFDBSDSP10.0-210	10.0mm SDS Plus Bit 210-150mm		JEFDBSDSP22.0-450	22.0mm SDS Plus Bit 450-400mm	
JEFDBSDSP10.0-260	10.0mm SDS Plus Bit 260-200mm		JEFDBSDSP24.0-250	24.0mm SDS Plus Bit 250-200mm	
JEFDBSDSP10.0-350	10.0mm SDS Plus Bit 350-300mm		JEFDBSDSP24.0-450	24.0mm SDS Plus Bit 450-400mm	
JEFDBSDSP12.0-210	12.0mm SDS Plus Bit 210-150mm		JEFDBSDSP25.0-450	25.0mm SDS Plus Bit 450-400mm	
JEFDBSDSP12.0-260	12.0mm SDS Plus Bit 260-200mm		JEFDBSDSP26.0-450	26.0mm SDS Plus Bit 450-400mm	
JEFDBSDSP12.0-360	12.0mm SDS Plus Bit 360-300mm				

SDS CHISELS



SDS PLUS CHISELS

PRODUCT	DESCRIPTION	PRICE EX. VAT
1 JEFCHSDSP20-250	SDS Plus Cold Chisel 20mm x 250mm	
2 JEFCHSDSP40-250	SDS Plus Cold Chisel 40mm x 250mm	



SDS MAX CHISELS

PRODUCT	DESCRIPTION	PRICE EX. VAT
JEFCHSDSM25-280	SDS Max Cold Chisel 25mm x 280mm	
JEFCHSDSM25-400	SDS Max Cold Chisel 25mm x 400mm	
JEFCHSDSM25-600	SDS Max Cold Chisel 25mm x 600mm	
JEFCHSDSM50-300	SDS Max Cold Chisel 50mm x 300mm	
3 JEFCHSDSM50-400	SDS Max Cold Chisel 50mm x 400mm	
JEFCHSDSM80-300	SDS Max Cold Chisel 80mm x 300mm	
JEFCHSDSM25-400SH	SDS Max Cold Chisel 25mm x 400mm Self Sharpening	
4 JEFCHSDSM40-350SH	SDS Max Cold Chisel 40mm x 350mm Self Sharpening	
5 JEFBPSDSM-400	SDS Max Bull Point 400mm	
6 JEFBPSDSM-400SH	SDS Max Bull Point 400mm Self Sharpening	

BENCH GRINDERS

All Jefferson bench grinders are pre-drilled for bench mounting.

Compatible Grinding Wheels available on page 160



	PRODUCT	DESCRIPTION	SIZE	OUTPUT	GRINDING WHEEL	GRINDING SPEED	WEIGHT	PRICE EX. VAT
1	JEFBGS06	6" Bench Grinder 1/2HP	6"	370W / 1/2HP	150mm x 25mm	2850rpm	9.5kg	
	JEFBGS08	8" Bench Grinder 3/4HP	8"	550W / 3/4HP	200mm x 25mm	2850rpm	13kg	
	JEFBG6	6" Industrial Bench Grinder	6"	600W	150 x 25 x 32mm	2950rpm	16.5kg	
2	JEFBG8	8" Industrial Bench Grinder	8"	800W	200 x 32 x 32mm	2950rpm	26.5kg	

BENCH GRINDER STAND

JEFBGSSTD



- Stand height: 749mm
- Table dimensions: 279mm x 244mm
- Table mount slots: (Qty = 6) 16mm wide
- Base dimensions: 438mm Triangle
- Base mount holes: 9.5mm diameter
- Weight: 11.0kg
- Maximum weight capacity: 34Kg

Only compatible with JEFBGS06 and JEFBGS08 Bench Grinders

PRICE EX. VAT

BENCH GRINDER ADJUSTABLE STAND

JEFBGSSTDADJ



- Built-in accessory tray and compartment for storing spare grinding wheels, safety goggles etc.
- Pre-set working heights from 700-900mm
- Heavy duty cast iron base for added stability.
- Power cable hook for safe storage of grinder power cords.
- Dimensions: 315 x 250 x 700-900mm (adjustable height)
- Weight: 17.0kg

Only compatible with JEFBGS06 and JEFBGS08 Bench Grinders

PRICE EX. VAT

14" METAL CUT OFF SAW

- Output: 2400W (3.2HP)
- No load speed: 3600RPM
- Disc diameter: 355mm / 14"
- Disc type: Fibre-reinforced metal cutting
- Bore: Ø 25.4mm
- Clamp angle: Right / Left 45°
- Sound pressure level: L_{pa} = 97.7dB
- Sound power level: L_{wa} = 108.2dB
- Vibration level: K=1.5M/S2
- Weight: 18.5Kg



CUTTING CAPACITIES		
Mitre x Bevel	Width	Height
	110mm	110mm
	120mm x 120mm	90mm x 90mm
	180mm x 85mm	100mm x 80mm
	140mm x 140mm	90mm x 90mm



INDUSTRIAL

PRODUCT	DESCRIPTION	VOLTAGE	PRICE EX. VAT
JEFWCFF14-110	14" Metal Cut Off Saw	110V	
JEFWCFF14-230	14" Metal Cut Off Saw	230V	

MITRE SAWS



10" MODEL

- Output: 2000W (2.7HP)
- Blade Bore: Ø 30mm
- Mitre Range: -45° / 0° / +45°
- Dust Extraction Port: Ø 35mm



12" MODEL

Mitre x Bevel	Width	10" Model Height	12" Model Height
Straight Cut: 0° x 0°	340mm	80mm	102mm
Mitre Cut: 45° x 0°	240mm	80mm	102mm
Right Bevel Cut: 0° x 45°	340mm	25mm	40mm
Left Bevel Cut: 0° x 45°	340mm	50mm	55mm
Right Compound Mitre Cut: 45° x 45°	240mm	25mm	40mm
Left Compound Mitre Cut: 45° x 45°	240mm	50mm	55mm

	PRODUCT	DESCRIPTION	VOLTAGE	MOTOR TYPE	NO LOAD SPEED	BLADE DIAMETER	WEIGHT	PRICE EX. VAT
LASER GUIDE	1	JEFSWMIT10-110	110V (16A) - 50Hz	Gear Driven	5500RPM	10" / 250mm	20Kg	
DOUBLE BEVEL	2	JEFSWMIT12-110	110V (16A) - 50Hz	Belt Driven	4500RPM	12" / 305mm	22Kg	
		JEFSWMIT12-230	230V (13A)	Belt Driven	4500RPM	12" / 305mm	22Kg	



T.C.T BLADES

MAKO Pro TCT



	PRODUCT	DESCRIPTION	PRICE EX. VAT
1	JEFSAWB184-24	7" TCT Blade 24T	
2	JEFSAWB184-40	7" TCT Blade 40T	
3	JEFSAWB184-58AP	7" TCT Blade 58T Aluminium & Plastic	
4	JEFSAWB215-48	8" TCT Blade 48T	
5	JEFSAWB235-30	9" TCT Blade 30T	
6	JEFSAWB235-48	9" TCT Blade 48T	

	PRODUCT	DESCRIPTION	PRICE EX. VAT
7	JEFSAWB250-48	10" TCT Blade 48T	
8	JEFSAWB250-60	10" TCT Blade 60T	
9	JEFSAWB250-80	10" TCT Blade 80T	
10	JEFSAWB305-48	12" TCT Blade 48T	
11	JEFSAWB305-60	12" TCT Blade 60T	
12	JEFSAWB305-80	12" TCT Blade 80T	

7" BANDSAW BELT DRIVEN ON WHEELS

JEFBAN180-07W

- Motor: 0.75kW (230V)
Belt Driven
- Blade Size: 2360 x 20 x 0.9mm
- Blade Speed: 34, 41, 59, 98 m/min
- Pivoting band holder bow: 0 - 60°
- Net Weight: 145kg

CUTTING CAPACITIES		
Angle	Shape	Length
@ 90°	●	180mm
	■	180mm x 300mm
@ 45°	●	100mm
	■	170mm x 300mm



PRICE EX. VAT

8" SWIVEL HEAD BANDSAW

JEFWE210S

- Swivel Head
- Motor: 0.75kW (230V) Gear Box Driven
- Blade Size: 2110 x 20 x 0.9mm
- Blade Speed: 90 m/min
- Pivoting band holder bow: 0 - 60°
- Net Weight: 156kg

CUTTING CAPACITIES		
Angle	Shape	Length
@ 90°	●	170mm
	■	90mm x 210mm
@ 45°	●	120mm
	■	170mm x 170mm
@ 60°	●	-
	■	110mm x 110mm
@ 60°	●	70mm
	■	-
@ 60°	●	-
	■	60mm x 60mm



PRICE EX. VAT

10" SWIVEL HEAD BANDSAW

JEFWE260S

- Motor: 1.1kW (230V)
Gear Box Driven
- Blade Size: 2460 x 27 x 0.9mm
- Blade Speed: 72 m/min (230V)
- Pivoting band holder bow: 0 - 60°
- Net Weight: 216kg

CUTTING CAPACITIES		
Angle	Shape	Length
@ 90°	●	227mm
	■	110mm x 260mm
@ 45°	●	150mm
	■	220mm x 220mm
@ 45°	●	150mm
	■	200mm x 150mm
@ 60°	●	90mm
	■	145mm x 145mm
@ 60°	●	90mm
	■	85mm x 85mm



PRICE EX. VAT

18" SWIVEL HEAD BANDSAWS

- Motor: 1.5kW (230V) or (415V)
Belt Driven - Variable Speed
- 450 x 225mm Cut Capacity
- Swivel Head
- Blade Size: 10' 11 3/4" x 1" 3340 x 25mm
- Net Weight: 420kg

CUTTING CAPACITIES		
Angle	Shape	Length
@ 90°	●	225mm
	■	225mm x 450mm
@ 45°	●	225mm x 255mm
	■	225mm x 300mm



PRODUCT	DESCRIPTION	PRICE EX. VAT
JEF918S	18" Swivel Head Bandsaw (230V)	
JEF918S3	18" Swivel Head Bandsaw (3 Phase)	

ANTI-FATIGUE
RUBBER MAT

PAGE
156

ELECTRONIC HEAT GUN VARIABLE (230V)

JEFHTGVAR-230

- Power Supply: 2000W
- Voltage: 230V / 50Hz
- Air Temp / Flow:
50-450° 250L/min (Low Setting)
60-600° 500L/min (High Setting)
- With built in overheat protection
- Low Setting Applications:
• Drying paint, removing stickers, defrosting icy surfaces and frozen

- utilities, waxing and dewaxing and much more
- High Setting Applications: Bending plastic pipes and sheets, soldering plumbing joints, removing coatings of oil paint, lacquer, welding or thermoplastic polymer and much more.



ELECTRONIC HEAT GUN 2 STAGE (230V)

JEFHTG2S-230

- Power Supply: 2000W
- Voltage: 230V / 50Hz
- With built in overheat protection
- Air Temp / Flow:
450° 300L/min (Low Setting)
600° 500L/min (High Setting)



5 PIECE HEAT GUN ACCESSORY KIT

JEFHTGAS

This five piece accessory kit from Jefferson includes the following:

- Spoon reflector nozzle
- Fish tail surface nozzle
- Cone nozzle
- Paint & varnish scraper
- Glass protection nozzle



DIGITAL ELECTRONIC HEAT GUN

JEFHTG-110

- Input Power: 110V
- Output: 2000W
- Heat Range: 50-630°
- Constant heat control (overload protection)
- 5 air flow settings for a wide range of applications
- Removable front ring enables working in hard-to-reach places
- Safe hands-free use for numerous jobs thanks to a stable stationary position
- Ideal for removing paint and stickers



Comes complete with
5 Piece Accessory Kit,
Includes:

- Spoon reflector nozzle
- Cone nozzle
- Glass protection nozzle
- Fish tail surface nozzle
- Paint & varnish scraper

PRICE EX. VAT



ELECTRIC CEMENT MIXER

- Stand incorporates tilt and turn mechanism
- 130 Litre Belle-type mixer
- Wheeled unit with supplied static stand
- Portable cement mixer
- All steel construction
- 4 legged stand for a steady and stable working platform

- Motor: 0.5HP Single Phase
- Speed: 1440rpm
- Voltage: 110V / 230V
- Drum Diameter: 61cm
- Drum Capacity: 130L / 5ft³
- Batch Output: 70L / 2.5ft³
- Discharge Outlet Height: 104cm
- Wheel Size: 25.5 x 6.5cm
- Operating Dimensions: 138 x 110 x 62cm
- Storage Dimensions: 72 x 66 x 66cm
- Weight: 72kg
- Protection Rating: IP44
- Guaranteed Sound Power Level: 90Lwa



PRODUCT	DESCRIPTION	PRICE EX. VAT
JEFCEM1110	Electric Cement Mixer 110V	
JEFCEM1240	Electric Cement Mixer 230V	

RED PETROL CEMENT MIXER 2.0HP (LONCIN ENGINE)

JEFCEMPETRED-L

- A powerful and reliable petrol driven cement mixer with quality 2.0HP Loncin engine
- Drum tilt action allows for easy pouring & cleaning
- Red powder coated finish with UV-Protection
- Compact and portable for easy transportation
- Fitted with barrow height swivel
- Engine: Loncin 2.0HP Stage V OHV Petrol
- Starting System: Recoil
- Drum Capacity: 130L / 5ft³
- Batch Output: 70L / 2.5ft³
- Drum Diameter: 61cm
- Drum Speed: 24rpm @ 2800rpm
- Discharge Outlet Height: 104cm
- Wheel Size: 25cm x 6.5cm
- Operating Dimensions: 138cm x 110cm x 62cm
- Storage Dimensions: 93cm x 66cm x 93cm
- Weight: 75kg
- Guaranteed Sound Power Level: 101db Lwa



TILT AND TURN MECHANISM

COMPLETE WITH TRIPOD STAND AND RUBBER WHEELS

PRICE EX. VAT

POWERED BY
LONCIN

CEMENT MIXER DRUM

JEFCEMDRUM

- Genuine Jefferson® cement mixer drum
- Black powder coated finish
- UV Ray Resistant



PRICE EX. VAT

CEMENT MIXER STAND

JEFCEMSTAND

- Manufactured from light steel
- Can be disassembled
- Black Powder Coated Finish
- UV Ray Resistant



PRICE EX. VAT

ELECTRIC HAND MIXER

JEFEHM-110

Our electric hand mixer comes with variable speed control, allowing it to be adjusted for the job in hand, with the ability to lock-in a fixed speed.

- 2-Speed Gear Unit
- Infinitely Variable Electronic Speed Control
- 180-460 RPM / 300-700 RPM
- 110V, 1300W




PRICE EX. VAT

ELECTRIC MIXER PADDLE

JEFEHMPAD

A one-piece electric mixer paddle compatible with the Jefferson electric hand mixer as well as other leading brands. Fitted with a male M14 connector.

- Base Diameter: 145mm
- Shaft Diameter: 14mm



PRICE EX. VAT

40MM INDUSTRIAL MAGNETIC DRILL

This magnetic drill is designed for drilling holes in steel fabrication work. It is an ideal portable drilling solution equally suited for use in building sites or the workshop environment and can be used to cut in horizontal, vertical and overhead positions. The magnetic drill uses an annular hole cutter (sometimes called a slugger bit) to cut clean and accurate holes without pre-drilling or step drilling. After cutting through the steel the cutter produces a "slug" (a cylindrical lump of steel) that falls from the centre of the cut.

- Maximum Cutting Capacity: 40mm
- Maximum Cutting Depth: 30mm
- Magnetic Adhesion: 14000N / 1428kg
- Motor: 1500W
- No Load Speed: 800 rpm
- Dimensions: 250 x 80 x 340mm
- Weight: 10.25kg



INCREDIBLE 14,000N
MAGNETIC ADHESION!

SUPPLIED
WITH BLOW
MOULDED CASE



PRODUCT	DESCRIPTION	VOLTAGE	PRICE EX. VAT
JEFMGNDR40-110	40mm Industrial Magnetic Drill (110V)	110V	
JEFMGNDR40-230	40mm Industrial Magnetic Drill (230V)	230V	



40MM TUNDRA MINI MAGNETIC DRILL

This portable magnetic drill is designed for drilling holes in steel fabrication work. It is an ideal portable drilling solution equally suited for use in building sites or the workshop environment and can be used to cut in horizontal, vertical and overhead positions.

- Maximum Cutting Capacity: 40mm
- Maximum Cutting Depth: 35mm
- Magnetic Adhesion: 14500N / 1478kg
- Motor: 1650W
- No Load Speed: 500 rpm
- Dimensions: 260 x 80 x 250mm
- Weight: 8.5kg



INCREDIBLE 14,500N
MAGNETIC ADHESION!

SUPPLIED
WITH BLOW
MOULDED CASE



PRODUCT	DESCRIPTION	VOLTAGE	PRICE EX. VAT
TUNDRMAGM40-110	40mm Tundra Mini Magnetic Drill (110V)	110V	
TUNDRMAGM40-230	40mm Tundra Mini Magnetic Drill (230V)	230V	



42MM INDUSTRIAL MAGNETIC DRILL

This magnetic drill is designed for drilling holes in steel fabrication work. It is an ideal portable drilling solution equally suited for use in building sites or the workshop environment and can be used to cut in horizontal, vertical and overhead positions. The magnetic drill uses an annular hole cutter (sometimes called a slugger bit) to cut clean and accurate holes without pre-drilling or step drilling. After cutting through the steel the cutter produces a "slug" (a cylindrical lump of steel) that falls from the centre of the cut.

- Maximum Cutting Capacity: 42mm
- Maximum Cutting Depth: 30mm
- Input Voltage: 110V / 230V
- Magnetic Adhesion: 15,600N
- Motor Power / Speed: 1700W
- No Load Speed: 100-450rpm
- Dimensions: 300 x 80 x 350mm
- Weight: 12kg



VARIABLE SPEED

INCREDIBLE 15,600N
MAGNETIC ADHESION!

SUPPLIED
WITH BLOW
MOULDED CASE



PRODUCT	DESCRIPTION	VOLTAGE	PRICE EX. VAT
JEFMAGD42HD-110	42mm Industrial Magnetic Drill (110V)	110V	
JEFMAGD42HD-230	42mm Industrial Magnetic Drill (230V)	230V	



65MM INDUSTRIAL MAGNETIC DRILL

JEFMAGD65HD-110

This magnetic drill is designed for drilling holes in steel fabrication work. It is an ideal portable drilling solution equally suited for use in building sites or the workshop environment and can be used to cut in horizontal, vertical and overhead positions. The magnetic drill uses an annular hole cutter (sometimes called a slugger bit) to cut clean and accurate holes without pre-drilling or step drilling. After cutting through the steel the cutter produces a "slug" (a cylindrical lump of steel) that falls from the centre of the cut.

- Maximum Cutting Capacity: 65mm
- Maximum Tapping Diameter: M20mm
- Maximum Twist Drill Diameter: 25mm
- Maximum Cutting Depth: 50mm
- Input Voltage: 110V
- Magnetic Adhesion: 15,800N
- Motor Power / Speed: 1890W
- No Load Speed: 100-180/500rpm
- Dimensions: 390 x 110 x 390mm
- Weight: 28kg

INDUSTRIAL

VARIABLE SPEED

INCREDIBLE 15,800N
MAGNETIC ADHESION!2 SPEED
MECHANICAL
GEARBOX

SUPPLIED WITH METAL CASE

PRICE EX. VAT



35MM PERMANENT MAGNETIC DRILL

This magnetic drill is designed for drilling holes in steel fabrication work. It is an ideal portable drilling solution equally suited for use in building sites or the workshop environment and can be used to cut in horizontal, vertical and overhead positions. This model features a permanent magnetic locking feature which ensures safe and lasting magnetic adhesion in the event of electrical supply failure. The magnetic base can also swivel to change the angle making it possible to fix to a variety of pipe shapes. The magnetic drill uses an annular hole cutter (sometimes called a slugger bit) to cut clean and accurate holes without pre-drilling or step drilling. After cutting through the steel the cutter produces a "slug" (a cylindrical lump of steel) that falls from the centre of the cut.

- Maximum Cutting Capacity: 35mm
- Maximum Cutting Depth: 35mm
- Magnetic Adhesion: 16000N
- Motor: 1600W
- No Load Speed: 700 rpm
- Dimensions: 340 x 250 x 430mm
- Weight: 11.5kg

SWIVEL MAGNETIC BASE TO
CHANGE THE ANGLE MAKING
IT POSSIBLE TO FIX TO A
VARIETY OF PIPE SHAPES

INCREDIBLE 16000N
MAGNETIC ADHESION!SUPPLIED
WITH BLOW
MOULDED CASE

PRODUCT	DESCRIPTION	VOLTAGE	PRICE EX. VAT
JEFMAGDPER35-110	35mm Permanent Magnetic Drill (110V)	110V	
JEFMAGDPER35-230	35mm Permanent Magnetic Drill (230V)	230V	



35MM AUTOMATIC DRIVE MAGNETIC DRILL

This magnetic drill is designed for drilling holes in steel fabrication work. It is an ideal portable drilling solution equally suited for use in building sites or the workshop environment and can be used to cut in horizontal, vertical and overhead positions. This model features an Automatic Feed and Return system (automatic cutting and return after cutting) for fast, efficient, accurate and safe core drilling. The magnetic drill uses an annular hole cutter (sometimes called a slugger bit) to cut clean and accurate holes without pre-drilling or step drilling. After cutting through the steel the cutter produces a "slug" (a cylindrical lump of steel) that falls from the centre of the cut.

- Maximum Cutting Capacity: 35mm
- Maximum Cutting Depth: 35mm
- Magnetic Adhesion: 16000N
- Motor: 1600W
- No Load Speed: 760 rpm
- Dimensions: 420 x 180 x 350mm
- Weight: 20.5kg

INCREDIBLE 16,000N
MAGNETIC ADHESION!SUPPLIED
WITH BLOW
MOULDED CASE

PRODUCT	DESCRIPTION	VOLTAGE	PRICE EX. VAT
JEFMAGDAUT35-110	35mm Automatic Drive Magnetic Drill (110V)	110V	
JEFMAGDAUT35-230	35mm Automatic Drive Magnetic Drill (230V)	230V	



BLACK CUT SLUGGER BITS

25MM SHORT SLUGGERS		
PRODUCT	DESCRIPTION	PRICE EX. VAT
JEFSLGS12	12mm Short Slugger Bit	
JEFSLGS13	13mm Short Slugger Bit	
JEFSLGS14	14mm Short Slugger Bit	
JEFSLGS15	15mm Short Slugger Bit	
JEFSLGS16	16mm Short Slugger Bit	
JEFSLGS17	17mm Short Slugger Bit	
JEFSLGS18	18mm Short Slugger Bit	
JEFSLGS19	19mm Short Slugger Bit	
JEFSLGS20	20mm Short Slugger Bit	
JEFSLGS21	21mm Short Slugger Bit	
JEFSLGS22	22mm Short Slugger Bit	
JEFSLGS23	23mm Short Slugger Bit	
JEFSLGS24	24mm Short Slugger Bit	
JEFSLGS25	25mm Short Slugger Bit	
JEFSLGS26	26mm Short Slugger Bit	
JEFSLGS27	27mm Short Slugger Bit	
JEFSLGS28	28mm Short Slugger Bit	
JEFSLGS30	30mm Short Slugger Bit	
JEFSLGS32	32mm Short Slugger Bit	
JEFSLGS33	33mm Short Slugger Bit	
JEFSLGS34	34mm Short Slugger Bit	
JEFSLGS35	35mm Short Slugger Bit	
JEFSLGS36	36mm Short Slugger Bit	
JEFSLGS38	38mm Short Slugger Bit	
JEFSLGS40	40mm Short Slugger Bit	
JEFSLGS42	42mm Short Slugger Bit	
JEFSLGS45	45mm Short Slugger Bit	
JEFSLGS50	50mm Short Slugger Bit	

50MM LONG SLUGGERS		
PRODUCT	DESCRIPTION	PRICE EX. VAT
JEFSLGL12	12mm Long Slugger Bit	
JEFSLGL13	13mm Long Slugger Bit	
JEFSLGL14	14mm Long Slugger Bit	
JEFSLGL15	15mm Long Slugger Bit	
JEFSLGL16	16mm Long Slugger Bit	
JEFSLGL17	17mm Long Slugger Bit	
JEFSLGL18	18mm Long Slugger Bit	
JEFSLGL19	19mm Long Slugger Bit	
JEFSLGL20	20mm Long Slugger Bit	
JEFSLGL21	21mm Long Slugger Bit	
JEFSLGL22	22mm Long Slugger Bit	
JEFSLGL23	23mm Long Slugger Bit	
JEFSLGL24	24mm Long Slugger Bit	
JEFSLGL25	25mm Long Slugger Bit	
JEFSLGL26	26mm Long Slugger Bit	
JEFSLGL27	27mm Long Slugger Bit	
JEFSLGL28	28mm Long Slugger Bit	
JEFSLGL30	30mm Long Slugger Bit	
JEFSLGL32	32mm Long Slugger Bit	
JEFSLGL34	34mm Long Slugger Bit	
JEFSLGL35	35mm Long Slugger Bit	
JEFSLGL36	36mm Long Slugger Bit	
JEFSLGL38	38mm Long Slugger Bit	
JEFSLGL40	40mm Long Slugger Bit	

The range of Jefferson Slugger Bits are the ideal drilling companion to compliment our range of Magnetic Drills. These HSS annular hole cutters, offer fast and accurate hole drilling, are complete with a Weldon shank and are available in two lengths, 25mm and 50mm. The unique cutting teeth design continues to deliver peak performance, extending work-life well beyond that of our competitors.



SLUGGER BIT PILOT BIT

PRODUCT	DESCRIPTION	PRICE EX. VAT
JEFSLGPILOTS	Short Slugger Bit Pilot Bit	
JEFSLGPIOTL	Long Slugger Bit Pilot Bit	



CORE DRILL BITS (WET)

Ideal accessories for use with an electric core drill in order to drill into hard surfaces.



	PRODUCT	DESCRIPTION	PRICE EX. VAT
1	JEFCB051-450	51 x 450mm Wet Core Drill Bit 1 1/4" Female Thread	
2	JEFCB108-450	108 x 450mm Wet Core Drill Bit 1 1/4" Female Thread	
3	JEFCB152-450	152 x 450mm Wet Core Drill Bit 1 1/4" Female Thread	

5 PIECE CORE DRILL KIT

JEFCB5S42-150

- 42mm x 150mm Core Drill Bit
- 52mm x 150mm Core Drill Bit
- 65mm x 150mm Core Drill Bit
- 117mm x 150mm Core Drill Bit
- 127mm x 150mm Core Drill Bit
- 110mm Chuck Adaptor + 110mm SDS Adaptor
- 250mm Chuck Adaptor + 250mm SDS Adaptor
- Drift Key
- A-Taper Drill Bit



PRICE EX. VAT

WET & DRY VACUUM CLEANERS (230V)

20 LITRE

JEFVACWD020-230

- Wet & Dry Vacuum Cleaner with 1400W motor.
- Light & easy to manoeuvre.
- Durable and suitable for both household and DIY use.
- Designed to pick up both wet and dry spills from any floor surface.
- Voltage: 230V~50Hz/1
- Input Current: 13A
- Motor: 1400W
- Power Cord: 5m



35 LITRE

JEFVACWD035-230

- Wet & Dry Vacuum Cleaner with 1400W motor.
- Light & easy to manoeuvre.
- Durable and suitable for both household and DIY use.
- Designed to pick up both wet and dry spills from any floor surface.
- Voltage: 230V~50Hz/1
- Input Current: 13A
- Motor: 1400W
- Power Cord: 5m



Accessories included with JEFVACWD020-230 & JEFVACWD035-230

- Wet & Dry Floor Brush
- Filter
- Dust Bag
- Set Of 4 Castor Wheels
- Crevice Cleaning Nozzle
- Hose
- Two-Part steel Tube Handle



PAPER DUST BAGS

- Compatible with JEFVACWD020-230 & JEFVACWD035-230



PRODUCT	DESCRIPTION	PRICE EX. VAT
JEFVACWD020-016	Paper Dust Bag 20L	
JEFVACWD035-016	Paper Dust Bag 35L	

90 LITRE WET & DRY VACUUM CLEANERS

- Capacity: 90L
- Rated Voltage: 230V / 110V
- Rated Input Power: 2000W
- Cooling Mode: Air Circulation
- Suction: 250 bar
- Air Flow: 120L/s
- Attachment Spec: 40mm
- Function: Wet / Dry
- Power Cord: 8m
- Weight: 28.8kg
- Insulation: IPX4



Accessories Included:

- Round Brush
- Sofa Vacuum Head
- Long Flat Nozzle
- Dust Vacuum Head
- Water Vacuum Head
- Steel Pipe
- Flex Hose



PRODUCT	DESCRIPTION	PRICE EX. VAT
JEFVACWD090-110	90 Litre Wet & Dry Vacuum Cleaner (110V)	
JEFVACWD090-230	90 Litre Wet & Dry Vacuum Cleaner (230V)	

INFRARED HEAT

Infrared heating delivers fast, effective heat through the combustion of gases. The heat produced by infrared radiant energy, radiates downward warming objects such as the floor, machinery, tools and building components, as well as people in the room. Suitable for indoor and outdoor use, Infrared Heat replicates the feeling of warmth from the sun.

INFRARED 70 HEATER

JEFHTRAD070TH

- Input Power: 230V
- Thermal Power: 70,000BTU/20.5kW
- Fuel Tank Capacity: 12 Litres
- Max Fuel Consumption: 1.7 L/hr
- Fuel Type: Diesel/Kerosene/Paraffin
- Endurance: Approx. 9 Hours
- Dry Weight: 14kg
- Dimensions LxWxH: 560 x 400 x 540mm
- Thermostat control increases overall efficiency
- Fitted with Thermal Cutout Protection
- Combustion chamber fitted with a cooling fan which blows air up and around the chamber during operation and the cool-down period
- Complete with a safety guard and standard 13Amp plug



FITTED WITH A CARRY HANDLE FOR EASY MOBILITY



COMES WITH A THERMOSTAT CONTROL DIAL WHICH ENABLES YOU TO ADJUST THE OUTPUT TEMPERATURE. THIS FEATURE ALLOWS FOR MORE EFFICIENT FUEL CONSUMPTION

INFERNO i70



PRICE EX. VAT

INFRARED 120 HEATER

JEFHTRAD120TC

- Input Power: 230V
- Thermal Power: 120,000BTU/35.2kW
- Heating Area: 280m³
- Fuel Tank Capacity: 40 Litres
- Max Fuel Consumption: 3.44 L/hr
- Fuel Type: Diesel/Kerosene/Paraffin
- Endurance: Approx. 12 Hours
- Dry Weight: 43kg
- Dimensions LxWxH: 1155 x 696 x 930mm
- Fitted with Thermal Cutout Protection
- Tip-over & overheat prevention sensors
- Flame detector
- Air pressure detector
- Motor thermal protector
- Complete with safety guard and standard 13Amp plug

NEW!

FITTED WITH A HANDLE FOR EASY MOBILITY



INFERNO i120



PRICE EX. VAT

ELECTRIC FAN HEAT

PTC heating is a unique and efficient heat technology which uses heat conducting ceramic elements to produce superior, odour free heat within a small space. Fitted with a 13Amp plug, the PTC heater is ideal for domestic and industrial use.

2000W PTC INDUSTRIAL ELECTRIC FAN HEATER

JEFHTPTC2.0-230

- Power Supply: 230V / 50Hz
- Air Displacement: 158m³/h
- Heated area: 40m³
- Summer - Winter settings for ventilation
- Fan Only Setting: 25W
- Two Heat Settings: 1000W / 2000W
- Weight: 1.7kg
- Dimensions: 210 x 160 x 217mm

HEATING & COOLING SETTINGS



P.T.C. Positive Temperature Coefficient



PRICE EX. VAT

2800W PTC INDUSTRIAL ELECTRIC FAN HEATER

JEFHTPTC2.8-230

- Power Supply: 230V
- Required Power: 2800W
- Current: 11.7A
- Required Fuse: 13A
- Fan Only Setting: 25W
- Two Heat Settings: 1900/2800W
- Self-resetting Thermostat: 85°C
- Weight: 2.4kg
- Dimensions: 200 x 220 x 280mm

NEW!



P.T.C. Positive Temperature Coefficient



PRICE EX. VAT

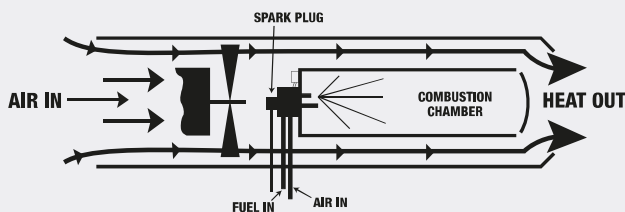
INFERNO SPACE HEATERS

When a direct oil heater is switched on the air fan draws in air, pressurises it and passes it through an air line to the burner head nozzle.

The air flow causes fuel to be drawn from the tank. The fuel and air mix is then sprayed into the combustion chamber. The mixture is automatically ignited by the spark plug and a high temperature heat stream is generated in the combustion chamber.

Air is drawn into the unit by a fan and is pushed around the cool chamber situated between the combustion chamber and outer casing. This fast flowing air sucks the heat stream out of the combustion chamber, providing the required heat.

- High air displacement
- Integral fuel gauge
- Thermal protection for motor
- Error indicator light
- Electronic flame control
- Durable steel construction
- Hard wearing, solid rubber wheels
- Fuel Type: Diesel/Kerosene/Paraffin
- Powder coated housing remains cool to the touch
- Adjustable thermostat to control heat output
- Stainless steel combustion chamber
- Trolley for easy mobility (105 & 150 models only)
- Input power 230V



1



2



3



	PRODUCT	DESCRIPTION	THERMAL POWER	FUEL TANK CAPACITY	MAX FUEL CONSUMPTION	ENDURANCE (APPROX)	DIMENSIONS (LxWxH)	PRICE EX. VAT
1	JEFHTSPC060	Inferno 60 Space Heater	60,000BTU / 18kW	19 Litres	1.7 L/hr	11 hours	813 x 297 x 424mm	
2	JEFHTSPC105	Inferno 105 Space Heater	105,000BTU / 31kW	38 Litres	3.0 L/hr	13 hours	918 x 584 x 625mm	
3	JEFHTSPC150	Inferno 150 Space Heater	150,000BTU / 44kW	49 Litres	4.2 L/hr	12 hours	1062 x 624 x 664mm	

30" COMMERCIAL DRUM FAN 110V**JEFFANDRM30-110**

- A high-velocity two-speed drum fan capable of moving large volumes of air.
- Durable and robust design with heavy-duty gauge steel casing, guard, handle, wheels and frame.
- Cradle stand with tilt function allows flexible control of airflow when required.
- Balanced and fully guarded blades provide quiet and safe operation.
- Suitable for use in industrial, commercial, agricultural, automotive, workshop and on-site applications.


- Voltage ~ Frequency: 110V ~ 50Hz (16A)
- Fan Diameter: 30" / 760mm
- Power: 340W
- Speed: High - 1228rpm
Low - 1057rpm
- Air Flow: High - 275cmm / 9692ft³/min
Low - 185cmm / 7754ft³/min
- Weight: 20.8kg



ROTATE 360° ANGLE



TWO SPEED SETTINGS



PRICE EX. VAT

30" COMMERCIAL DRUM FAN 230V**JEFFANDRM30-230**

- A high-velocity two-speed drum fan capable of moving large volumes of air.
- Durable and robust design with heavy-duty gauge steel casing, guard, handle, wheels and frame.
- Cradle stand with tilt function allows flexible control of airflow when required.
- Balanced and fully guarded blades provide quiet and safe operation.
- Suitable for use in industrial, commercial, agricultural, automotive, workshop and on-site applications.

- Voltage ~ Frequency: 230V ~ 50Hz (13A)
- Fan Diameter: 30" / 760mm
- Power: 378W
- Speed: High - 1357rpm
Low - 1253rpm
- Air Flow: High - 250cmm / 8811ft³/min
Low - 220cmm / 7401ft³/min
- Weight: 20.8kg



ROTATE 360° ANGLE



TWO SPEED SETTINGS



PRICE EX. VAT

20" HIGH VELOCITY FLOOR FAN 230V**JEFFANFLR20-230**

- A high-velocity three-speed floor fan capable of moving large volumes of air.

- Voltage ~ Frequency: 230V ~ 50Hz (13A)
- Fan Diameter: 20" / 510mm
- Power: 111W
- Speed: High - 1337rpm
Medium - 1198rpm
Low - 1107rpm
- Air Flow:
High - 112m³/min / 3948ft³/min
Medium - 92m³/min / 3242ft³/min
Low - 65m³/min / 2290ft³/min
- Weight: 5kg



PRICE EX. VAT

**18" ORBITAL FLOOR FAN 230V****JEFFANORFL18-230**

- A high-velocity three-speed orbital floor fan capable of moving large volumes of air.

- Voltage ~ Frequency: 230V ~ 50Hz (13A)
- Fan Diameter: 18" / 457mm
- Power: 111W
- Speed: High - 1328rpm
Medium - 1210rpm
Low - 1093rpm
- Air Flow:
High - 110m³/min / 3877ft³/min
Medium - 90m³/min / 3173ft³/min
Low - 60m³/min / 2115ft³/min
- Weight: 6.5kg



PRICE EX. VAT

360° ROTATION
ANGLE ON BOTH AXIS

120 BAR ELECTRIC PRESSURE WASHER

JEFWASE360-120

- Maximum Pressure: 120BAR (1750psi)
- Rated Pressure: 100BAR (1450psi)
- Effective Cleaning Power: 205 BAR (2975 psi)
- Water Flow: 360L/Hr - 6.0L/Min
- Motor Power/Speed: 1400W/2800RPM
- Input: 230V
- Vibration: 1.606 m/s²
- Guaranteed Sound Level: 88dB
- Protection: IP25
- Hose Length: 8m
- Weight: 13.5kg

COMPLETE WITH
LANCE AND BRUSH
CLEANING ACCESSORY
KIT AS STANDARD



PRICE EX.VAT



150 BAR ELECTRIC PRESSURE WASHER

JEFWASE402-150

- Maximum Pressure: 150BAR (2200psi)
- Rated Pressure: 110BAR (1600psi)
- Effective Cleaning Power: 257 BAR (3740 psi)
- Water Flow: 402L/Hr - 6.7L/Min
- Motor Power/Speed: 1700W/2800RPM
- Input: 230V
- Vibration: 1.606 m/s²
- Guaranteed Sound Level: 88dB
- Protection: IP25
- Hose Length: 8m
- Weight: 19.5kg

COMPLETE WITH
LANCE AND BRUSH
CLEANING ACCESSORY
KIT AS STANDARD



PRICE EX.VAT



TUNDRA INDUSTRIAL COLD WASH PRESSURE WASHER

LANCE COMES
COMPLETE WITH QUICK
RELEASE FITTING



FITTED WITH SOLID
BRASS PUMP



COMPLETE WITH SUCTION
HOSE & FILTER



- 10M High Pressure Hose
- Suction Kit
- Quick-Release Nozzle Kit
- Detergent Reservoir
- Slow-Running Industrial Motor
- Ceramic Pistons
- Solid Brass Pump
- Heavy Duty Quick-Release Lance

TUNDRA
INDUSTRIAL

INDUSTRIAL

	TUNWAS12-100
Motor Power:	2.2kW 3HP
Input:	Single Phase Input (230V), 13 Amp Supply
Rated Pressure:	100 BAR / 1500 PSI
Water Flow:	12L/min - 720L/Hr Flow Rate
Working Speed:	1500RPM Heavy Duty, Slow Running Motor
Hose Length:	10m Hose
Weight:	49kg




PRICE EX.VAT

6.5HP PETROL WASHER

JEFWASPET065HP-A

- Engine: Macgen 6.5HP Single Cylinder 4-Stroke, OHV Petrol
- Starting System: Recoil
- Displacement: 196cc
- Pump: Axial Direct Drive Aluminium Head
- Maximum Pressure: 2700psi / 186BAR
- Rated Pressure: 2400psi / 165BAR
- Water Flow: 8.6L/Min / 516L/Hr
- Working Speed: 3400RPM
- Guaranteed Noise Level: 99dB Lwa
- Fuel Tank: 3.6L Capacity
- Hose Length: 8M x Ø 6.4mm
- Weight: 28kg

COLLAPSIBLE DESIGN FOR EASY STORAGE



PRICE EX.VAT

Powered By
MACGEN



7.5HP PETROL WASHER

JEFWASPET075HP

- Engine: Macgen 7.5HP Single Cylinder, 4-Stroke OHV Petrol
- Starting System: Recoil
- Displacement: 223cc
- Pump: Direct Drive Triplex Pump
- Maximum Pressure: 3200psi / 220BAR / 22.6Mpa
- Rated Pressure: 2700psi / 185BAR / 18.6Mpa
- Water Flow: 9.6L/Min / 576L/Hr
- Working Speed: 3350 - 3550RPM
- Guaranteed Noise Level: 99dB Lwa
- Fuel Tank: 3.6L Capacity
- Hose Length: 10M x Ø 7.2mm
- Weight: 34kg



COLLAPSIBLE DESIGN FOR EASY STORAGE

COMPLETE WITH SUCTION KIT,
OIL FUNNEL & TURBO NOZZLE
DELIVERING UP TO 3600PSI ECP
(EFFECTIVE CLEANING POWER)



DIRECT DRIVE TRIPLEX PUMP



PRICE EX.VAT

Powered By
MACGEN




6.5 HP GEARBOX PETROL WASHER

JEFWASPGR065HP

- Engine: Macgen 6.5HP
- High Flow Rate: 12.6 L/min
- Rated Pressure: 2700 PSI/185 BAR
- Working Speed: 3400 RPM
- Water Flow: 12.6L/m / 756L/Hr
- Fuel Tank: 3.6L Capacity
- Hose Length: 10m Hose & Lance
- Weight: 43kg

CONTAINS A SOLID
BRASS PUMP AND
A GEAR BOX DRIVE
FOR LONGER LIFE
OF THE PUMP



GEARBOX DRIVEN

PRICE EX.VAT

Powered By
MACGEN



STAINLESS STEEL SURFACE CLEANERS

Removes dirt up to 15 times faster than standard wands. Equipped with strong-bristled brushes for long life and easy glide control. With a large cleaning path even the toughest jobs can be achieved with ease.

- Ideal for cold water and hot water applications
- Stainless steel housing, compact design, light aluminium handle
- Max working pressure: 4000 PSI @ 36L/m
- Dual 25-degree nozzle installed
- Swivel castors for easy movement



PRODUCT	DESCRIPTION	PRICE EX. VAT
JEFWASHSSC18	18" Stainless Steel Surface Cleaner	
JEFWASHSSC24	24" Stainless Steel Surface Cleaner	

15" PLASTIC SURFACE CLEANER ATTACHMENT

JEFWASHPSCA15

Perfect for decks and patios. 10x faster than the standard spray mode, splashless cleaning.

- Suitable for pressure washers capable of 2500 - 3000 PSI
- Max Temperature: 60°C/140°F
- 1500RPM rotary head and steel rotary arm, nylon brush.



PRICE EX. VAT

COMPLETE NOZZLE TIP SET

JEFWASHQRNSET

All 5 tips in one set including:

- 0° Red Cutting Tip Q/Release Nozzle - JEFWASHQRN-R
- 25° Green Flushing Tip Q/Release Nozzle - JEFWASHQRN-G
- Black Chemical Tip Q/Release Nozzle - JEFWASHQRN-B
- 15° Yellow Chiseling Tip Q/Release Nozzle - JEFWASHQRN-Y
- 40° White Washing Tip Q/Release Nozzle - JEFWASHQRN-W



PRICE EX. VAT

INDIVIDUAL NOZZLE TIPS

Fully compatible with most standard high pressure washers

JEFWASHQRN-R

- 0° Red Cutting Tip Q/Release Nozzle

FOR CUTTING



PRICE EX. VAT

JEFWASHQRN-G

- 25° Green Flushing Tip Q/Release Nozzle

FOR FLUSHING



PRICE EX. VAT

JEFWASHQRN-B

- Black Chemical Tip Q/Release Nozzle

FOR SPRAYING CHEMICALS



PRICE EX. VAT

JEFWASHQRN-Y

- 15° Yellow Chiseling Tip Q/Release Nozzle

FOR CHISELING



PRICE EX. VAT

JEFWASHQRN-W

- 40° White Washing Tip Q/Release Nozzle

FOR WHITE WASHING



PRICE EX. VAT

PRESSURE WASHER FITTINGS

3/8" FEMALE QD + M22 MALE ADAPTER

JEFWASHFITT01



PRICE EX.VAT

M22 SWIVEL + 3/8" MALE PLUG ADAPTER

JEFWASHFITT02

- For use on gun, hose and pump. Converts the M22 male thread to a 3/8" quick release connector



PRICE EX.VAT

3/8" MALE PLUG ADAPTOR + 3/8" MALE

JEFWASHFITT03

- For use on gun, hose or pump to convert the 3/8" pipe thread to a 3/8" quick release



PRICE EX.VAT

3/8" FEMALE QD + 3/8" MALE

JEFWASHFITT04

- For use on gun, hose and pump. Converts the 3/8" thread-on couplings to a 3/8" quick connector



PRICE EX.VAT

3/8" FEMALE QD + 3/8" FEMALE

JEFWASHFITT05

- For use on gun, hose and pump. Converts the M22 QD to a M22 quick connector



PRICE EX.VAT

1/4" QUICK RELEASE FITTING

JEFWASHFITT06

- For use on the Jefferson high pressure two piece lance gun and 36" long one piece lance (JEFWAS12-SP002)



PRICE EX.VAT

1/4" PLUG + 1/4" FEMALE

JEFWASHFITT07

- 1/4" male plug quick release to 1/4" female thread to convert to 1/4" quick release



PRICE EX.VAT

1/4" PLUG + 1/4" MALE

JEFWASHFITT08

- 1/4" male plug quick release to 1/4" male thread to convert to 1/4" quick release



PRICE EX.VAT

SEWER JETTING NOZZLE WITH 3/8" Q/RELEASE PLUG

JEFWASHSEWJN3-8

- Short with round head with 1 front & 6 rear Jets @ 30 Degree. Ideal for general drain cleaning in tight turns & elbows. Max working pressure 4000psi.



PRICE EX.VAT

SUCTION BARREL VALVE

JEFWASHSUCBV

- Helps to discharge the air in the pump, enhancing the suction



PRICE EX.VAT

SEWER JETTING NOZZLE

JEFWASHSEWJN

Professional drain cleaning nozzle for industrial use. Steel bullet head with 1 forward facing jet and 6 rear facing 30 degree jets. Ideal for drain cleaning and tight turns in traps and elbows.



PRICE EX.VAT

4000PSI QUICK RELEASE TURBO NOZZLE

NEW!

JEFWASHQRTN40

Rotating brass body, ceramic nozzle core and protective rubber outer shell. With Quick Release 1/4" coupler

- Max working pressure: 4000psi



PRICE EX.VAT



6 IN 1 NOZZLE WITH 1/4" COUPLER

JEFWASHION

1/4" Quick Connect Coupler
Max Pressure: 3000PSI

6 Spraying patterns:

- 0° High Pressure Jet
- 15° Narrow area / Medium Jet
- 25° Wide Area / Medium Jet
- 40° General Cleaning Jet
- 0° Soap Cleaning Jet
- Soap, Spray and Rinse Jet



PRICE EX.VAT

QUICK RELEASE TURBO NOZZLE

JEFWASHQRTN

Increases the effective cleaning power of the pressure washer. The rotary motion of the jet increases surface area and intensity of spray. Ideal for getting stubborn dirt off any surface.

- Max working pressure: 3000psi



PRICE EX.VAT

INLET SUCTION FILTER

JEFWASP75-SPIF

This heavy duty brass weighted filter from Jefferson fits to the end of your water pickup hose and will stop large particles of dirt being sucked into your machine blocking your filters and causing damage.



PRICE EX.VAT



GARDEN HOSE FILTER ATTACHMENT

JEFWASHGHOSFA

Permanent mesh screen filter does not need to be replaced and cleans easily. Reinforced with metal garden hose fitting 3/4" Male x Female swivel.

- Max temperature: 60°C/140°F.



PRICE EX.VAT

10M HEAVY DUTY HYDRAULIC LANCE HOSE

JEFWAS12-SP001

- 8mm Diameter
- Suitable for high pressure washers
- 3600 PSI / 252BAR
- Complete with 3/8" quick release fittings



PRICE EX.VAT

20M SEWER CLEANING HOSE KIT

JEFWASHSEWCKIT

- 1/5" thermoplastic hose, built with M22 fitting and jetting nozzle
- Max working pressure: 3000 PSI
- Max temp: 60°C/140°F



PRICE EX.VAT

PRESSURE WASHER GUN AND LANCE**NEW!****JEFWASPGR065-SP17**

- Max. Pressure: 2700PSI / 185BAR
- Max. Flow: 12.6L/min / 756L/hr



PRICE EX.VAT

36" HIGH PRESSURE 2 PIECE LANCE GUN**JEFWAS12-SP002**


- Max. Pressure: 5000PSI / 350BAR
- Max. Temperature: 60°C / 140°F
- Max. Flow: 30 L/min / 7.9GPM



PRICE EX.VAT

36" HIGH PRESSURE 1 PIECE LANCE GUN**JEFWASHLANHL**

- Max. Pressure: 4000PSI / 275BAR
- Hi-Lo Nozzle
- M22 Male Connector
- Easy grip handle

TWIST TO
OPERATECOMPLETE WITH SOAP
DISPENSING NOZZLE

PRICE EX.VAT

18FT TELESCOPING WAND**JEFWASHTELWAN**

- High-flow trigger gun
- 3/8" QD coupling
- Connections: 3/8" QD Inlet, 1/4" QD Tip
- Aluminium telescopic poles
- Steel braided hose
- Max Pressure: 3000 PSI
- Max Temperature: 60°C/140°F



PRICE EX.VAT

18FT TELESCOPING WAND BELT**JEFWASHTELWANBT**

Made of durable nylon, the belt support makes it easier to handle the Telescoping Wand by taking stress off your arms and body. The belt allows you to work more comfortably for longer time periods.



PRICE EX.VAT

36" EXTENSION LANCE KIT**JEFWASHEXTLKIT**

The Jefferson 36" extension lance is suitable for petrol and electric pressure washers.

- Max. Pressure: 4000psi
- The kit also includes: 6" 30° offset end piece & quick connection kit




PRICE EX.VAT

1/4" QUICK RELEASE PIVOTING WAND (28" LONG)**JEFWASHPVWAN**

Designed for use with pressure washers and offers versatile performance with 3 different cleaning angles for hard to reach areas. Adjusts through 90° for 3 different cleaning angles.

- Max. Pressure: 4000PSI
- M22 3/8" female fitting
- Suitable with all 3/8" male QR nozzles

NOZZLE HEAD ROTATES
THROUGH -45°, 0 & +45°

PRICE EX.VAT

FIBREGLASS STEP LADDERS

These industrial quality, non-conductive steps from Jefferson Tools are perfect for the electrical engineering sector and similar industries.

Features include:

- Channel stiles and heavy duty back bars
- Extruded serrated aluminium treads are braced diagonally with heavy duty rivets
- Additional diagonally braced back bars for added strength and stability
- Top tray for holding tools and materials
- Centre bar installed for outstanding stability and strength
- Aluminium shoes with rubber feet for added durability
- Improved step profile
- Spacing between treads: 295mm
- Max. vertical load: 150kg

THIS PRODUCT IS
MANUFACTURED
AND TESTED TO
**BS EN131:
2010+A2:2017**



INDUSTRIAL



SPACING
BETWEEN
TREADS:
295MM

2+1 TREAD FIBREGLASS STEP LADDER

JEFLADFGLS03

- Safe working height (from ground): 533mm
- Open height: 780mm
- Closed height: 970mm
- Weight: 3kg



OPEN HEIGHT
780MM

PRICE EX.VAT

3+1 TREAD FIBREGLASS STEP LADDER

JEFLADFGLS04

- Safe working height (from ground): 715mm
- Open height: 1070mm
- Closed height: 1260mm
- Weight: 4.5kg



OPEN HEIGHT
1070MM

PRICE EX.VAT

4+1 TREAD FIBREGLASS STEP LADDER

JEFLADFGLS05

- Safe working height (from ground): 1076mm
- Open height: 1345mm
- Closed height: 1550mm
- Weight: 5.9kg



OPEN HEIGHT
1345MM

PRICE EX.VAT

5+1 TREAD FIBREGLASS STEP LADDER

JEFLADFGLS06

- Safe working height (from ground): 1348mm
- Open height: 1560mm
- Closed height: 1850mm
- Weight: 7.5kg



OPEN HEIGHT
1560MM

PRICE EX.VAT

6+1 TREAD FIBREGLASS STEP LADDER

JEFLADFGLS07

- Safe working height (from ground): 1619mm
- Open height: 1820mm
- Closed height: 2150mm
- Weight: 8.7kg



OPEN HEIGHT
1820MM

PRICE EX.VAT

7+1 TREAD FIBREGLASS STEP LADDER

JEFLADFGLS08

- Safe working height (from ground): 1891mm
- Open height: 2090mm
- Closed height: 2440mm
- Weight: 10kg



OPEN HEIGHT
2090MM

PRICE EX.VAT

MULTI-PURPOSE LADDERS

- Lightweight anti-corrosive aluminium frame with strong double aluminium rivet construction
- Advanced auto-locking technology locks securely and safely into multiple positions
- Spring loaded J locks for quick and easy working height adjustment
- Easily converts between telescopic ladder, extension ladder and stairway ladder
- Anti-slip feet and rung threads
- Smooth glide wheels to aid transportation
- EN 131 Class - Duty Rating: 115kg / Maximum Load: 150kg
- Available in 3 Tread, 4 Tread, 5 Tread & 6 Tread sizes

BS EN131

PUSH KNOB LOCKING HINGE
SECURELY LOCKS THE LADDER
INTO DESIRED POSITION

DOUBLE ALUMINIUM
RIVET CONSTRUCTION

ANTI-SLIP FEET
FOR ADDED
STABILITY

FITTED WITH
WHEELS FOR
EASIER
MOBILITY

SPRING LOADED J
LOCKS FOR QUICK
AND EASY WORKING
HEIGHT ADJUSTMENT



AS3 MULTI-PURPOSE LADDER

JEFLADMPAS03

- Closed height: 0.99m
- Fully extended height: 3.04m
- Width: 52 cm
- Weight: 11.9 kg



PRICE EX.VAT

AS4 MULTI-PURPOSE LADDER

JEFLADMPAS04

- Closed height: 1.27m
- Fully extended height: 4.24m
- Width: 58 cm
- Weight: 14.9 kg



PRICE EX.VAT

AS5 MULTI-PURPOSE LADDER

JEFLADMPAS05

- Closed height: 1.56m
- Fully extended height: 5.36m
- Width: 66 cm
- Weight: 19.9 kg



PRICE EX.VAT

AS6 MULTI-PURPOSE LADDER

JEFLADMPAS06

- Closed height: 1.83m
- Fully extended height: 6.48m
- Width: 72.5 cm
- Weight: 21.9 kg



PRICE EX.VAT

2 TREAD WORK PLATFORMS

Fixed height, portable, hop-up work platforms. Ideal for low-level access, painting, plastering, DIY or even washing the car. Compact & robust design with large non-slip platform area. Broad sturdy base with non-slip rubber feet. Fold-flat design for easy assembly, transportation & storage.

Easy locking catch mechanism for safe use.



EASY LOCKING CATCH



ANTI-SLIP PLATFORM

BS EN131-6



INDUSTRIAL

300MM WIDE 2 TREAD ALUMINIUM WORK PLATFORM

JEFLADWP02-300

- Platform Size: 300 x 600mm
- Platform Height: 480mm
- Max Static Load: 150kg
- Max Duty Rating: 110kg
- Safe Working Height: 2000mm
- Weight: 4.6kg



PRICE EX.VAT

600MM WIDE 2 TREAD ALUMINIUM WORK PLATFORM

JEFLADWP02-600

- Platform Size: 600 x 600mm
- Platform Height: 480mm
- Max Static Load: 150kg
- Max Duty Rating: 110kg
- Safe Working Height: 2000mm
- Weight: 6.8kg



PRICE EX.VAT

300MM WIDE 2 TREAD FIBREGLASS WORK PLATFORM

JEFLADWP02-300FG

- Platform Size: 300 x 600mm
- Platform Height: 480mm
- Max Static Load: 150kg
- Max Duty Rating: 110kg
- Safe Working Height: 2000mm
- Weight: 5.2kg



PRICE EX.VAT

600MM WIDE 2 TREAD FIBREGLASS WORK PLATFORM

JEFLADWP02-600FG

- Platform Size: 600 x 600mm
- Platform Height: 470mm
- Max Static Load: 150kg
- Max Duty Rating: 110kg
- Safe Working Height: 2000mm
- Weight: 7.7kg



PRICE EX.VAT

ROOF RACK LADDER CLAMPS (PAIR)

JEFRACKCLP

- Heavy duty steel clamps
- Easy to attach
- Sturdy, safe and secure
- Padlock slots for enhanced security
- Secures up to 3 ladders to a standard roof rack



2 CLAMPS
IN A SET

PRICE EX.VAT

3.8M SAFE CLOSE TELESCOPIC LADDER WITH STABILISING BASE BAR

NEW!

JEFLADTEL13S

- Strong, lightweight and portable aluminium alloy telescopic frame
- Compact telescopic frame design for storing in confined spaces
- Equipped with a locking mechanism for enhanced safety and peace of mind while working
- Wide-base top bar and bottom rung provides added stability and sturdiness
- 13 x large slip resistant treads with stabilising base bar
- Hand grips for extra security and stability while climbing
- Anti-slip feet for added grip and durability
- Comes with secure fastening storage strap

- Closed height: 90cm
- Opened height: 3.8m
- Safe working height: 2.5m
- Width: 85.5cm
- Weight: 15.2 kg

COMPACT DESIGN
FOR EASY STORAGE



STABILISING BASE BAR

EN 131-6: 2019



PRICE EX.VAT

2.9M SAFE CLOSE TELESCOPIC LADDER

NEW!

JEFLADTEL10

- Strong, lightweight and portable aluminium alloy telescopic frame
- Equipped with a locking mechanism for enhanced safety and peace of mind while working
- Wide-base top bar and bottom rung provide added stability and sturdiness
- 10 x large slip resistant treads
- Hand grips for extra security and stability while climbing
- Anti-slip feet for added grip and durability
- Comes with secure fastening storage strap

- Closed height: 80.5cm
- Opened height: 2.9m
- Safe working height: 1.7m
- Width: 47.6cm
- Weight: 9.5kg

COMPACT DESIGN
FOR EASY STORAGE



EN 131-6: 2019



PRICE EX.VAT

the newest additions to our

LIGHTING RANGE



NEW!



NEW!



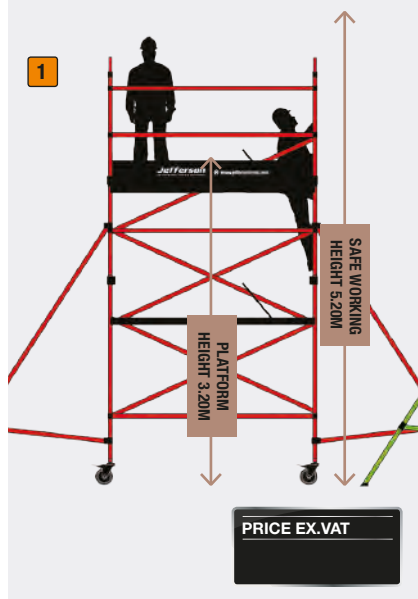
NEW!

PAGES
91-93

T620-3T DOUBLE WIDTH SCAFFOLDING TOWER

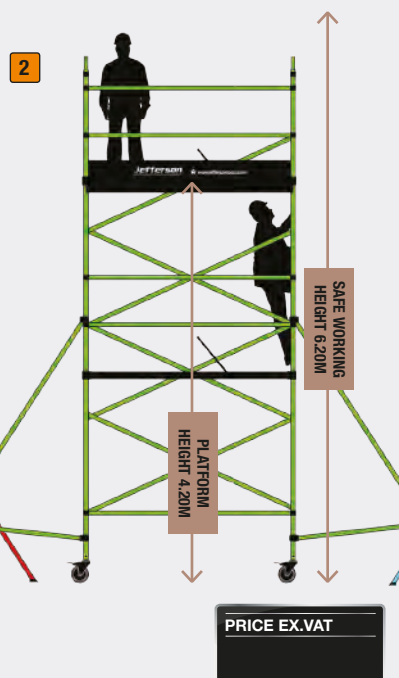
3.2M TOWER

KIT-JEFT620-3T-3.2



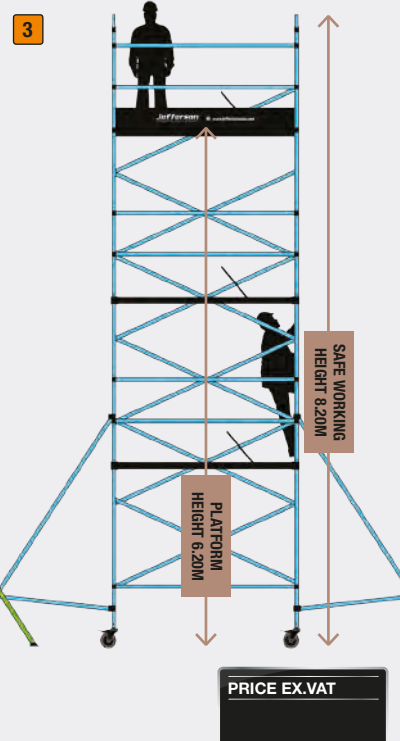
4.2M TOWER

KIT-JEFT620-3T-4.2



6.2M TOWER

KIT-JEFT620-3T-6.2



With a maximum platform height of 6.20m and a maximum working height of 8.20m, the Jefferson Double Width Scaffolding Tower is an ideal and safe solution when working at height. The tower has a safe working load of 950kg, including the weight of the tower (self weight of 244kg). Maximum load, evenly distributed, is 275kg per platform.

JEFFERSON DOUBLE WIDTH TOWERS
ARE CERTIFIED TO THE FOLLOWING
STANDARD BS EN1004 (CLASS 3)

INDUSTRIAL



TOWER COMPONENT PARTS

For the list of components required to create your ideal double width tower, see the below table.

	3.2M	4.2M	6.2M
Platform Height	3.20m	4.20m	6.20m
Safe Working Height	5.20m	6.20m	8.20m

PRODUCT	DESCRIPTION	1	2	3	PRICE EX. VAT
		3.2M QTY	4.2M QTY	6.2M QTY	
JEFTWR6.2-CASTOR	T620-3T Castor Wheel 150mm	4	4	4	
JEFTWR6.2-ADJLEG	T620-3T Adjustable Leg	4	4	4	
JEFTWR6.2-LADD2R	T620-3T 2 Rung Ladder Frame 1450 x 1000mm	-	1	1	
JEFTWR6.2-LADD4R	T620-3T 4 Rung Ladder Frame 1450 X 2000mm	2	2	3	
JEFTWR6.2-SPAN2R	T620-3T 2 Rung Span Frame 1450 X 1000mm	-	1	1	
JEFTWR6.2-SPAN4R	T620-3T 4 Rung Span Frame 1450 X 2000mm	2	2	3	
JEFTWR6.2-PLATFX	T620-3T Fixed Platform 600 X 2500mm	1	1	1	
JEFTWR6.2-PLATTR	T620-3T Trapdoor Platform 600 X 2500mm	2	2	3	
JEFTWR6.2-BRACDI	T620-3T Diagonal Brace (Blue) 2610mm	5	7	11	
JEFTWR6.2-BRACHO	T620-3T Horizontal Brace (Red) 2500mm	10	10	14	
JEFTWR6.2-TOEBRD	T620-3T Toeboard Set	1	1	1	
JEFTWR6.2-STABST	T620-3T Standard Stabiliser	4	4	4	





T99 MINI TOWER PRO

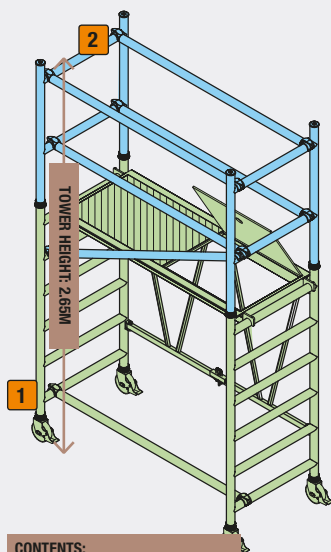
T99 MINI TOWER PRO

Flexible Mini Tower System offering a variety of indoor and outdoor access solutions. The T99 Tower can be customised and built into 4 different platform heights. This pick and mix facility means the T99 Mini Tower Pro can grow with your needs, with the ability to add additional packs and components as and when you need them.

COMBINED BASE & GUARDRAIL PACKAGE

KIT-JEFT99-1.55

- Safe Working Height: 3.55m
- Platform Height: 1.55m
- Width: 0.68m
- Length: 1.55m
- Horizontal Brace/s (1.55m)
- Diagonal Brace/s (1.72m)
- Frame Securing Pins
- Net Weight: 57.0kg



CONTENTS:
BASE PACK + GUARDRAIL PACK

Contains:

Guard Rail Pack

- 2 Rung Guard frames (x 2)
- Horizontal braces (red) (x 5)
- Diagonal brace (blue)
- Securing pins (x 4)

Base Pack

- Folding base unit frame
- Trapdoor platform
- 5" lockable castors (x 4)

PRICE EX.VAT

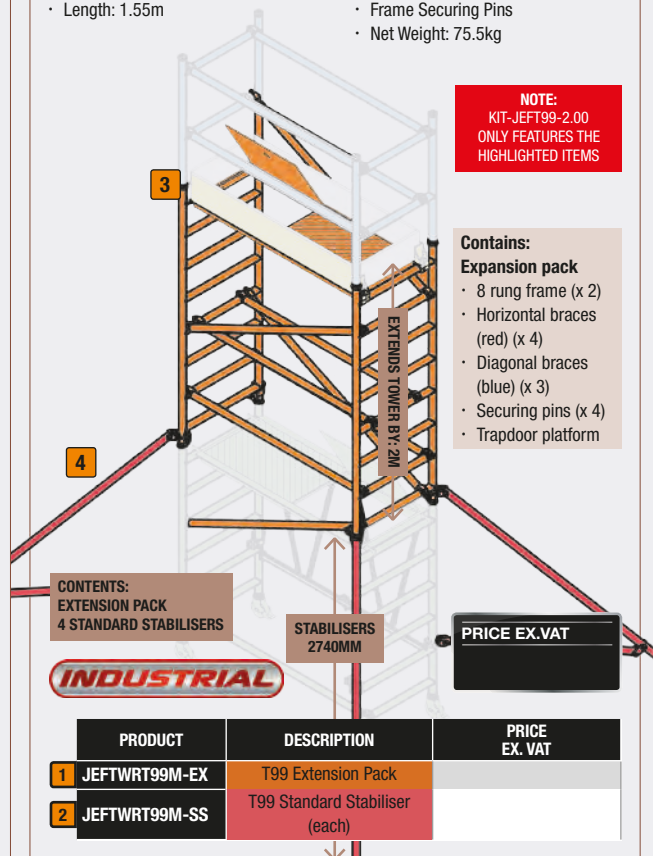
INDUSTRIAL

PRODUCT	DESCRIPTION	PRICE EX. VAT
1 JEFTWRT99M-BU	T99 Base Unit Pack	
2 JEFTWRT99M-GR	T99 Guardrail Pack	

COMBINED EXTENSION & STABILISER PACKAGE

KIT-JEFT99-2.00

- Platform Extension Height: 2m
- Width: 0.68m
- Length: 1.55m
- Horizontal Brace/s (1.55m)
- Diagonal Brace/s (1.72m)
- Frame Securing Pins
- Net Weight: 75.5kg



CONTENTS:
EXTENSION PACK
4 STANDARD STABILISERS

Contains:

Expansion pack

- 8 rung frame (x 2)
- Horizontal braces (red) (x 4)
- Diagonal braces (blue) (x 3)
- Securing pins (x 4)
- Trapdoor platform

INDUSTRIAL

PRODUCT	DESCRIPTION	PRICE EX. VAT
1 JEFTWRT99M-EX	T99 Extension Pack	
2 JEFTWRT99M-SS	T99 Standard Stabiliser (each)	

T99 MINI TOWER PRO COMPONENTS/PARTS

PRODUCT	DESCRIPTION	KIT-JEFT99-1.55	KIT-JEFT99-2.00	KIT-JEFT99-3.55	KIT-JEFT99-5.55	PRICE EX. VAT
1 JEFTWRT99M-BU	T99 Base Unit Pack	1	-	1	1	
2 JEFTWRT99M-GR	T99 Guardrail Pack	1	-	1	1	
3 JEFTWRT99M-EX	T99 Extension Pack	-	1	1	2	
4 JEFTWRT99M-SS	T99 Standard Stabiliser (each)	-	4	4	-	
5 JEFTWRT99M-TS	T99 Telescopic Stabiliser (each)	-	-	-	4	

OPTIONAL EXTRAS

PRODUCT	DESCRIPTION	KIT-JEFT99-1.55	KIT-JEFT99-2.00	KIT-JEFT99-3.55	KIT-JEFT99-5.55	PRICE EX. VAT
JEFTWRT99M-TB	T99 Toe Board Set	-	-	-	-	
JEFTWRT99M-CF	T99 Fixed Castor Wheel	-	-	-	-	
JEFTWRT99M-CA	T99 Adjustable Castor Wheel	-	-	-	-	

COMPLETE STANDARD TOWER PACKAGE

KIT-JEFT99-3.55

- Safe Working Height: 5.55m
- Platform Height: 3.55m
- Width: 0.68m
- Length: 1.55m
- Horizontal Brace/s (1.55m)
- Diagonal Brace/s (1.72m)
- Frame Securing Pins
- Net Weight: 132.5kg

Contains:

Guard Rail Pack

- 2 Rung Guard frames (x 2)
- Horizontal braces 1.55m (x 5)
- Diagonal brace 1.72m
- Securing pins (x 4)

Base Pack

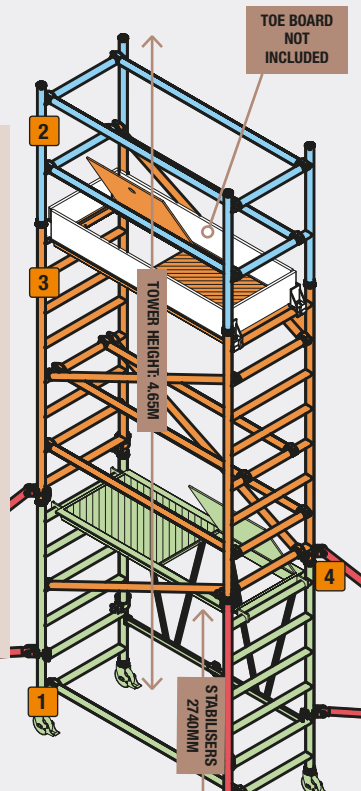
- Folding base unit frame
- Trapdoor platform
- 5" lockable castors (x 4)

Expansion pack

- 8 rung frame (x 2)
- Horizontal braces (red) (x 4)
- Diagonal braces (blue) (x 3)
- Securing pins (x 4)
- Trapdoor platform

Stabilisers

- Standard stabilisers (x 4)



CONTENTS:
BASE PACK
GUARDRAIL PACK
EXTENSION PACK
4 STANDARD STABILISERS

INDUSTRIAL

PRICE EX.VAT

PRODUCT	DESCRIPTION	PRICE EX. VAT
1 JEFTWRT99M-BU	T99 Base Unit Pack	
2 JEFTWRT99M-GR	T99 Guardrail Pack	
3 JEFTWRT99M-EX	T99 Extension Pack	
4 JEFTWRT99M-SS	T99 Standard Stabiliser (each)	

COMPLETE EXTENDED TOWER PACKAGE

KIT-JEFT99-5.55

- Safe Working Height: 7.55m
- Platform Height: 5.55m
- Width: 0.68m
- Length: 1.55m
- Horizontal Brace/s (1.55m)
- Diagonal Brace/s (1.72m)
- Frame Securing Pins
- Net Weight: 178.5kg

Contains:

Guard Rail Pack

- 2 Rung Guard frames (x 2)
- Horizontal braces 1.55m (x 5)
- Diagonal brace 1.72m
- Securing pins (x 4)

Base Pack

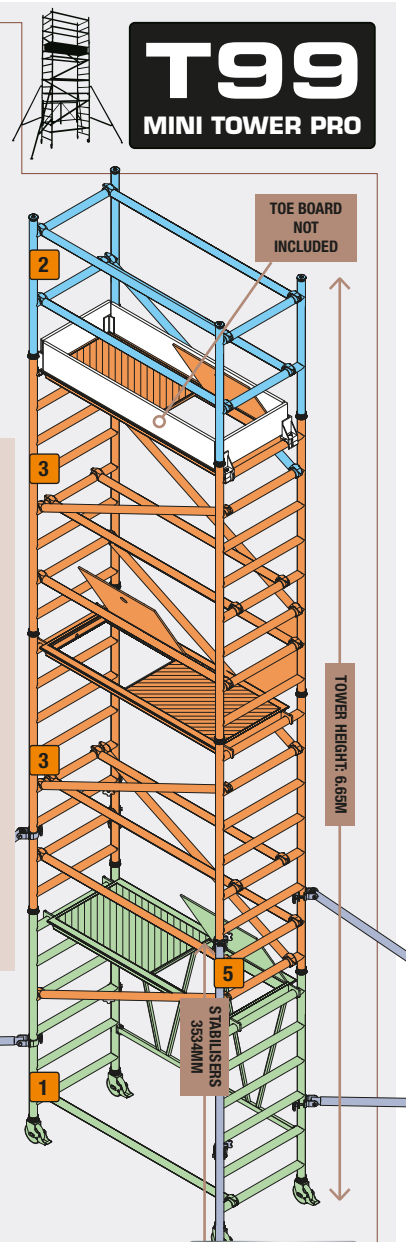
- Folding base unit frame
- Trapdoor platform
- 5" lockable castors (x 4)

Expansion pack

- 8 rung frame (x 4)
- Horizontal braces (red) (x 8)
- Diagonal braces (blue) (x 6)
- Securing pins (x 8)
- Trapdoor platform

Stabilisers

- Telescopic stabilisers (x 4)



CONTENTS:
BASE PACK
GUARDRAIL PACK
2 EXTENSION PACKS
4 LARGE STABILISERS

INDUSTRIAL

PRICE EX.VAT

PRODUCT	DESCRIPTION	PRICE EX. VAT
1 JEFTWRT99M-BU	T99 Base Unit Pack	
2 JEFTWRT99M-GR	T99 Guardrail Pack	
3 JEFTWRT99M-EX	T99 Extension Pack	
5 JEFTWRT99M-TS	T99 Telescopic Stabiliser (each)	



830KG PER TOWER / 210KG PER PLATFORM
EVENLY DISTRIBUTED

JEFFERSON T99 MINI TOWERS ARE CERTIFIED TO THE FOLLOWING STANDARD BS EN1004:2004 (CLASS 3)

2 TONNE LOW PROFILE TROLLEY JACK

JEFJKFL02L

Compact and ideal to keep in your boot for when car-related emergencies strike. It can lift up to 2 tonnes and its range is from 85mm- 375mm, making it suitable for low chassis or vehicles with reduced clearance.

- Max Load: 2 Tonne
- Min Height: 85mm
- Max Height: 375mm
- Length: 560mm
- Weight: 13Kg

LOW PROFILE

PRICE EX.VAT

3 TONNE TROLLEY JACK

JEFJKFL03

Long chassis, high capacity, portable garage jack for serious hobby or recovery vehicle use. Heavy duty pump bracket and one piece hydraulic unit with safety overload valve. Supplied with one piece pumping handle with rubber grip.

- Max Load: 3 Tonne
- Min Height: 140mm
- Max Height: 432mm
- Length: 625mm
- Weight: 18.3Kg

PRICE EX.VAT



TUNDRA 2 TONNE HIGH LIFT TROLLEY JACK

TUNJKTRL02

High lift jack arm with incredibly low access height of just 80mm. Fitted with twin pump, quick lift foot pedal and dead man's control. Heavy-duty long steel chassis with wide wheelbase provides inherent stability and easy access to deep set jacking points. Fitted with one-piece hydraulic unit with built-in safety overload protection. Manufactured from heavy-duty steel for strength and durability.

- Max Load: 2 Tonne
- Min Height: 80mm
- Max Height: 795mm
- Length: 950mm
- Weight: 52Kg



LOW PROFILE

INDUSTRIAL

2
TONNE

PRICE EX.VAT

TUNDRA 2.5 TONNE ALUMINIUM/ STEEL TROLLEY JACK

TUNJKTRL0C2.5AL

Constructed of lightweight aluminium & steel for strength & durability. Low profile design with lightweight alloy load wheels. Twin-piston design for smooth & fast lifting action. Fitted with lifting bars on either side for easy transport. Rear swivel castors for easy manoeuvrability. Built-in safety valve prevents against overloading.

- Max Load: 2.5 Tonne
- Min Height: 100mm
- Max Height: 465mm
- Length: 659mm
- Weight: 26.3kg



LOW PROFILE

INDUSTRIAL

2.5
TONNE

PRICE EX.VAT

3 TONNE GARAGE JACK WITH COMPATIBLE RUBBER PAD & SPARES

JEFJKGAR03

Heavy-duty steel construction provides stability and endurance. Swivel saddle and rear castors allows smooth manoeuvring. Hydraulic oil by-pass system protects ram from being over-extended. Twin pump mechanism for smooth & quick lifting. Built-in safety valve protects against jack over-loading.

- Length: 630mm
- Capacity: 3 Tonne
- Min Height: 130mm
- Max Height: 465mm
- Weight: 29.3Kg
- Twin Pump
- Quick Lift



PRICE EX.VAT

PRODUCT	DESCRIPTION	PRICE EX. VAT	3 TONNE
1 JEFRUBPAD	Rubber Pad for JEFJKGAR03		

TUNDRA 3 TONNE TROLLEY JACK

TUNJKSER03L

Manufactured from heavy-duty steel for strength and durability. Low profile lifting arm and extended access platform for use on low-slung vehicles. Twistable D-Handle for enhanced manoeuvrability & operation. Includes foam sleeve to protect vehicle body work. Twin pump mechanism provides quick lifting and smooth lowering. Fitted with PU wheels and swivel rear castors ensure smooth, quiet operation and helps to prevent damage to garage floors. Includes "Quick-Start" foot pedal to allow quick approach of the lifting saddle to the contact point on the vehicle. Built-in safety valve prevents against overloading. Includes replaceable swivel rubber saddle.

- Max Load: 3 Tonne
- Min Height: 100mm
- Max Height 533mm
- Weight 42.2kg



LOW PROFILE

INDUSTRIAL

PRICE EX.VAT

TUNDRA LONG REACH TROLLEY JACKS

European style trolley jacks manufactured to current EC manufacturing standards. Lifting arm equipped with two speed lifting and lowering; lowers rapidly when no load is attached and provides smooth, slow, controlled lowering on a load. The lift-and-twist 'Dead Man' lowering system operated via 'D' shaped handle prevents accidental lowering during operation. Fitted with nylon wheels to reduce noise during operation and help prevent damage to garage floors. Supplied with foot pedal for quick approach of the lifting saddle to the vehicle and a removable rubber saddle pad and built-in tool tray for fasteners and tools.



PRODUCT	DESCRIPTION	MAX LOAD	MIN HEIGHT	MAX HEIGHT	LENGTH	WEIGHT	PRICE EX. VAT
1 TUNJKTRLY05	Tundra 5 Tonne Long Reach Trolley Jack	5 Tonne	150mm	583mm	1305mm	71Kg	
2 TUNJKTRLY10	Tundra 10 Tonne Long Reach Trolley Jack	10 Tonne	170mm	576mm	1605mm	122.5Kg	

TUNDRA 4-5 TONNE FORKLIFT/TRACTOR JACK

TUNJKFRK4-5

With scissor-action lift design, this Tundra forklift jack is suitable for low profile vehicles such as forklifts or tractors with a minimum lift of 64mm. Ideal for agricultural, industrial and automotive applications.

- Capacity: 4-5 tonne

4 tonne capacity front scissor nose:

- Min Height: 64mm
- Max Height: 425mm

5 tonne capacity cylinder cap:

- Min Height: 416mm
- Max Height: 715mm



PRICE EX.VAT

TUNDRA HEEL & TOE JACK 10/20 TONNE

TUNJKTOE10-20

- Lifting Capacity (Toe): 10 Tonne
- Lifting Capacity (Head): 20 Tonne
- Stroke: 160mm
- Closed Height: 285mm
- Jaw Height: 20mm



TUNDRA HEEL & TOE JACK 15/30 TONNE

TUNJKTOE15-30

- Lifting Capacity (Toe): 15 Tonne
- Lifting Capacity (Head): 30 Tonne
- Stroke: 160mm
- Closed Height: 305mm
- Jaw Height: 20mm



HYDRAULIC BOTTLE JACKS

Heavy-duty steel construction provides stability and endurance. High quality, large diameter, hydraulic steel cylinder unit resulting in lower oil pressure needed to raise the load for reduced wear & tear and extended service life. High-quality, oil-powered hydraulics ensure corrosion resistance and high/low temperature flexibility with variable lifting range.



EACH SUPPLIED WITH AN
EXTENDABLE HANDLE



*BLOW MOULDED
CASE INCLUDED
WITH SOME MODELS

PRODUCT	DESCRIPTION	CAPACITY	ADJ. RANGE	MIN HEIGHT	MAX HEIGHT	WEIGHT	PRICE EX. VAT
1 JEFJKBTL02C	2 Tonne Hydraulic Bottle Jack ^{*BMC}	2 Tonne	48mm	181mm	345mm	2.6kg	
2 JEFJKBTL03	3 Tonne Hydraulic Bottle Jack	3 Tonne	60mm	194mm	372mm	3.6kg	
3 JEFJKBTL05C	5 Tonne Hydraulic Bottle Jack ^{*BMC}	5 Tonne	70mm	216mm	413mm	4.5kg	
4 JEFJKBTL10	10 Tonne Hydraulic Bottle Jack	10 Tonne	80mm	230mm	460mm	6.6kg	
5 JEFJKBTL15	15 Tonne Hydraulic Bottle Jack	15 Tonne	80mm	230mm	460mm	8.4kg	
6 JEFJKBTL20	20 Tonne Hydraulic Bottle Jack	20 Tonne	60mm	242mm	452mm	10.8kg	
7 JEFJKBTL30	30 Tonne Hydraulic Bottle Jack (Low Profile)	30 Tonne	60mm	230mm	360mm	12kg	

TUNDRA HYDRAULIC BOTTLE JACKS

These industrial bottle jacks are manufactured from heavy-duty steel for strength and durability.

- Telescopic two-stage hydraulic ram allows for a higher maximum lift than a single stage jack, while maintaining the same compact closed heights.
- Manufactured from heavy-duty steel for strength and durability.
- Low profile design for use on low-slung vehicles - 10 tonne only.
- Machine-welded base for increased strength & complete with safety valve.
- Double sealed oil reservoir for reduced risk of leakage.
- Anti-rust, nickel-plated ram piston for smooth operation and long-life.
- Carry-handle makes it easy to manoeuvre and transport.
- Threaded pump assembly allows for easy maintenance.
- Includes multi-section handle for variable leverage.

EACH SUPPLIED
WITH EXTENDABLE
MULTI-SECTION HANDLE
FOR VARIABLE LEVERAGE



	PRODUCT	DESCRIPTION	MAX LOAD	MIN HEIGHT	MAX HEIGHT	WEIGHT	PRICE EX. VAT
1	TUNJKBTL10L	Tundra 10 Tonne Hydraulic Bottle Jack (Low Profile)	10 Tonne	125mm	225mm	7.7kg	
2	TUNJKBTL20	Tundra 20 Tonne Hydraulic Bottle Jack	20 Tonne	241mm	525mm	13.1kg	
3	TUNJKBTL30	Tundra 30 Tonne Hydraulic Bottle Jack	30 Tonne	244mm	510mm	15.77kg	

AXLE STANDS (PAIR)



RATCHET TYPE AXLE STANDS. HEAVY-DUTY STEEL FRAME CONSTRUCTION. CAST-IRON SUPPORT POST. SOLD AS A PAIR AND DESIGNED FOR USE AS A PAIR. ANGLED POST TEETH TO PREVENT ACCIDENTAL LOAD-RELEASE: THE MORE WEIGHT APPLIED, THE TIGHTER THE POST IS LOCKED.

	PRODUCT	DESCRIPTION	MAX LOAD (PAIR)	MIN HEIGHT	MAX HEIGHT	WEIGHT	PRICE EX. VAT
1	JEFAQSTD02	2 Tonne Axle Stand (Pair)	4 Tonne	277mm	435mm	5kg	
2	JEFAQSTD03	3 Tonne Axle Stand (Pair) BEST SELLER	6 Tonne	288mm	435mm	7kg	
3	JEFAQSTD06	6 Tonne Axle Stand (Pair)	12 Tonne	400mm	620mm	14.2kg	
4	JEFAQSTD12	12 Tonne Axle Stand (Pair)	24 Tonne	500mm	770mm	33.9kg	

TUNDRA AXLE STANDS (PAIR)

Sturdy welded steel construction for superior safety and strength, which helps prevent distortion and twisting. Large saddles for even load distribution. Supplied with captive pin load support.

SOLD AND DESIGNED
FOR USE IN PAIRS.



7 TONNE

TUNAXSTD07

- Max Load (pair): 14 Tonne
- Min Height: 267mm
- Max Height: 420mm
- Weight: 14.6kg

PRICE EX.VAT

22 TONNE

TUNAXSTD22

- Max Load (pair): 44 Tonne
- Min Height: 338mm
- Max Height: 500mm
- Weight: 28.8kg

PRICE EX.VAT

TUNDRA 10 TONNE AXLE STAND HIGH LIFT (PAIR)

TUNAXSTD10HL

10 Tonne high-lift axle stands designed to safely support vehicles for extended periods of time. Manufactured from a heavy-gauge welded steel frame to ensure superior strength and safety. Large saddles provide even load distribution. Includes captive, multi-position pin load support. Ideal for commercial garages, motor-factors and vehicle bodyshops etc. Support range: 710-1208mm. Sold and designed for use in pairs.

- Max Load (Pair): 20 Tonne
- Min Height: 710mm
- Max Height: 1208mm
- Weight: 50.6kg

10
TONNE

INDUSTRIAL

PRICE EX.VAT

TUNDRA HIGH LEVEL VEHICLE SUPPORT AXLE STANDS

- Heavy-duty, welded-steel construction for enhanced strength. Safely supports a range of vehicles with adjustable height settings.
- Includes three different interchangeable contact adapters for solid load distribution
- Supplied with captive pin load support
- Fitted with 3 spring-loaded, retractable castors for easy smooth-rolling operation
- Sold as single stands but must always be used in pairs, or multiples of pairs
- Lifting Range: 1295-1905mm

SUITABLE FOR COMMERCIAL
AND PUBLIC SERVICE VEHICLES

INDUSTRIAL

TUNAXSTD07-HL

- Max Load (Pair): 14 Tonne
- Min Height: 1295mm
- Max Height: 1905mm
- Weight: 65kg

7
TONNE

TUNAXSTD12-HL

- Max Load (Pair): 24 Tonne
- Min Height: 1295mm
- Max Height: 1905mm
- Weight: 78kg

12
TONNE


PRICE EX.VAT


1.5
TONNE

TUNDRA TELESCOPIC HYDRAULIC TRANSMISSION JACKS

Heavy-duty construction for durability and suitable for general workshop applications

- Two-way hydraulic unit ensures that the saddle lowers at a controlled speed at all times, even without load
- Spring-loaded dead man's safety release control reduces the risk of accidental lowering
- Compatible with Transmission Jack Saddle (adjustable gearbox supports)

INDUSTRIAL

TRANSMISSION JACK SADDLE SPARES

3

EXTRA LARGE CASTORS
ALLOW FOR SMOOTH ROLLING
OPERATION ON GARAGE FLOORS

	PRODUCT	DESCRIPTION	MAX LOAD	MIN SADDLE HEIGHT	MAX SADDLE HEIGHT	CLAMP SADDLE	WEIGHT	PRICE EX. VAT
1	TUNJKTAN0.6	Tundra Transmission Jack 600kg	600kg	1135mm	1980mm	75mm	34kg	
2	TUNJKTAN1.5	Tundra Transmission Jack 1500kg	1500kg	1130mm	1915mm	75mm	55.6kg	
3	TUNSAD0.6	Tundra Saddle For TUNJKTAN0.6	Compatible with TUNJKTAN0.6					
	TUNSAD1.5	Tundra Saddle For TUNJKTAN1.5	Compatible with TUNJKTAN1.5					

TUNDRA 680KG HYDRAULIC WHEEL SKATES

TUNWHL1500

- Max Load: 680Kg
- Working Range: 340-620mm
- Roller Length: 230mm
- Max Tyre Width: 270mm
- Min & Max Tyre Diameter: 450-660mm
- Weight: 36Kgs (Pair)

SOLD INDIVIDUALLY

0.68
TONNE

PRICE EX.VAT

INDUSTRIAL

TUNDRA WHEEL SKATE RACK

TUNWHLDRK

The ideal storage solution for your wheel skates. Pack up to four wheel skates with this skate rack. Saves floor space through upright storage.

- Capacity: 40kg
- Weight: 3.3kg



PRICE EX.VAT

INDUSTRIAL

TUNDRA 4 TONNE PORTA POWER HYDRAULIC BODY FRAME REPAIR KIT

Heavy gauge snap-together pipework and cast snap-together attachments compatible with most leading makes of snap-together equipment. Supplied with hand pump, hose, hydraulic ram and storage/carry-case.

TUNPORPOW04

4 TONNE

- Max Load 4 Tonne
- Max Height 387mm
- Min Height 267mm
- Weight 16Kg



Includes 18 Pieces:

- Hydraulic Hand Pump
- 4 Tonne Ram (120mm stroke)
- Jack Hose
- Spreader Ram
- 19.5" Extension Bar
- 16.5" Extension Bar
- 8.5" Extension Bar
- 5" Extension Bar
- 3" Extension Bar
- Male Connector
- Flat Base
- 90° "V" Base
- Wedge Head
- Plunger Toe
- Ram Toe
- Flex Head
- Serrated Saddle
- Blow Moulded Case

INDUSTRIAL

4
TONNE

PRICE EX.VAT


TUNDRA 10 TONNE PORTA POWER HYDRAULIC BODY FRAME REPAIR KIT

This hydraulic repair kit is perfect for vehicle body and frame repair. The complete kit contains all heavy duty equipment needed for lifting, pushing pulling, bending, straightening & spreading. Features heavy gauge snap-together pipework and cast snap-together attachments compatible with most leading makes of snap-together equipment. Supplied with hand pump, hose, hydraulic ram and heavy duty wheeled storage/carry-case.

TUNPORPOW10-TP

10 TONNE

- Maximum Load: 10 Tonne
- Minimum Height: 332mm
- Stroke: 130mm
- Weight: 31kg



Includes 17 Pieces:

- Hydraulic hand pump
- 10 tonne ram
- Jack hose
- Spreader ram
- 20.5" extension bar
- 14" extension bar
- 10.5" extension bar
- 4" extension bar
- Male connector
- Flat base
- 90° "V" base
- Wedge head
- Plunger toe
- Ram toe
- Flex head
- Serrated saddle
- Heavy duty wheel case

INDUSTRIAL

10
TONNE

PRICE EX.VAT

TUNDRA HYDRAULIC PIPE BENDERS

The Tundra Industrial® hydraulic pipe benders are designed using the latest technologies, featuring low and fast speeds and equipped with a releasing device to prevent overloading. Constructed from refined drop forged steel, our pipe benders are of the

highest quality, lightweight and portable, ideal for long periods of usage. Tundra® Industrial 2 tonne hydraulic pipe benders are ideal for the building/construction, engineering industries and an array of so many more.



	TUNPIPEB13-250	TUNPIPEB20-290
Tonnage Capacity:	13 Tonne	20 Tonne
Stroke:	250mm	290mm
Bending Range:	ø 21.3mm - ø 60mm	ø 21.3mm - ø 88.5mm
Bending Forms:	½", ¾", 1.0", 1¼", 1½", 2.0"	½", ¾", 1.0", 1¼", 1½", 2.0", 2½", 3.0"
Pipe Wall Thickness:	2.75mm - 4.5mm	2.75mm - 5.0mm
Gross Weight:	47kg	98kg
Dimensions:	730 x 320 x 200mm	930 x 400 x 210mm



PRICE EX.VAT

PRICE EX.VAT

TUNDRA 10T BENCH PRESS

TUNSHPB10

- Mount type: Bench
- Max load: 10 tonne
- Ram stroke: 150mm
- Operating range: 158-458mm
- Rack: 560mm
- Weight: 66.5kg
- Dimensions: 190 x 230 x 966mm

10
TONNE

PRICE EX.VAT



TUNDRA 20T SHOP PRESS

TUNSHPR20

- H-frame 20 Tonne hydraulic shop press, sliding ram mechanism with V-blocks
- Floor mounting type with industrial grade hydraulic system
- Fully-welded steel frame for maximum rigidity and strength
- Manual hand pump offers more control for delicate applications

- Maximum Load: 20 Tonne
- Input Air Pressure: 0.75 ~ 0.85 Mpa
- Ram Stroke: 185mm / 7.3"
- Lateral Ram Travel: 176mm
- Operating Range: 37.5 - 988.5mm
- Rack / Working Width 542mm / 21"
- Weight: 111kg
- Assembled Dimensions: 738 x 700 x 1787mm

20
TONNE

PRICE EX.VAT

TUNDRA 10T SHOP PRESS

TUNSHPR10

- Mount type: Floor
- Max load: 10 tonne
- Ram stroke: 175mm
- Operating range: 194-364mm
- Rack: 340mm
- Weight: 54.7kg
- Dimensions: 570 x 495 x 1058mm



WELDED FRAME

10
TONNE

PRICE EX.VAT



TUNDRA SHOP PRESSES

These H-Frame hydraulic industrial shop presses are designed for automotive, engineering workshop and repair shops when pressing, bending, straightening and forming is required.

TUNDRA 30T SHOP PRESS

TUNSHPR30



- Mount type: Floor
- Max Load: 30 Tonne
- Ram Stroke: 152mm
- Operating Range: 40-1050mm
- Rack: 535mm
- Weight: 164kg
- Dimensions: 795 x 700 x 1801mm

30
TONNE

PRICE EX.VAT

TUNDRA 50T SHOP PRESS

TUNSHPR50



- Mount type: Floor
- Max load: 50 tonne
- Ram stroke: 200mm
- Operating range: 69-1048mm
- Rack: 730mm
- Weight: 302.4kg
- Dimensions: 1030 x 800 x 1877mm

50
TONNE

PRICE EX.VAT

INDUSTRIAL

INDUSTRIAL



SAFETY GUARD

TUNDRA 30T
SHOP PRESS
SAFETY GUARD

TUNSHPR30-SG

PRICE EX.VAT



SAFETY GUARD

TUNDRA 50T
SHOP PRESS
SAFETY GUARD

TUNSHPR50-SG

PRICE EX.VAT

TUNDRA FOLDING ENGINE CRANES

Heavy-duty steel construction ensures lasting performance and durability

- 4-hole position boom and heavy-duty ram help provide reliable & safe lifting
- Six heavy-duty swivel castors for smooth rolling mobility on garage floors
- Foldable design allows for easy storage
- Supplied with chain and hook



1

TUNENGCR1.0F

LENGTH OF BOOM ARM	RATED LOAD
1170mm	250kg
1080mm	500kg
990mm	750kg
900mm	1000kg

2

TUNENGCR2.0F

LENGTH OF BOOM ARM	RATED LOAD
1670mm	500kg
1530mm	1000kg
1390mm	1500kg
1250mm	2000kg



1

TONNE

2

TONNE

	PRODUCT	DESCRIPTION	MIN HEIGHT	MAX HEIGHT	TOTAL WIDTH	TOTAL LENGTH	HANDLE LENGTH	WEIGHT	LIFT STROKE	PRICE EX. VAT
1	TUNENGCR1.0F	Tundra 1 Tonne Engine Crane	670mm	1170mm	1030mm	670mm	600mm	67kg	500mm	
2	TUNENGCR2.0F	Tundra 2 Tonne Engine Crane	300mm	2300mm	1065mm	1760mm	600mm	99kg	1660mm	

TUNDRA 680KG ENGINE LOAD LEVELLER

TUNENGCR1EV

- 680kg lifting capacity provides enough power to level a variety of car, van, truck and marine engines
- Supplied with 4x 275mm chains and 4x "L" shaped brackets
- All-steel construction ensures strength and durability
- Worm drive-shaft rotates with a built-in swivel ball-bearing handle for easy load balancing & fine adjustments
- Includes 3x adjustable chain holes to accommodate different engine sizes
- Sling span 340mm



INDUSTRIAL

0.68
TONNE

PRICE EX.VAT

LOW PROFILE CREEPER

JEFCARCRP-C40

Composite garage creeper - manufactured with impact resistant and durable PVC body. Oil and solvent resistant, easy to clean. Includes two integral easy reach tool trays. Body-moulded ergonomic design with padded headrest for comfortable working. Low profile design allows greater clearance on lower vehicles undercarriages. Six smooth-rolling swivel castors for easy manoeuvrability

- Length: 40" / 1016mm
- Capacity: 120kg / 265lb
- Weight: 5kg



LOW PROFILE

PRICE EX.VAT

PADDLED VINYL CREEPER

JEFCARCRP-S40

Steel tube frame with powder-coated finished to prevent rusting. Designed with shoulder-drop and padded head rest for increased comfort when working. Fully padded heavy-duty vinyl covering - easily cleaned after use. Low profile design allows greater clearance on lower vehicle undercarriages. Six smooth-rolling swivel castors for easy manoeuvrability

- Length: 40" / 1016mm
- Capacity: 120kg / 265lb
- Weight: 6.7kg



INDUSTRIAL

PRICE EX.VAT

GAS SPRUNG MECHANICS SEAT

JEFCARST02A

Swivel-action seat with lever operated gas-sprung height adjustment between 380mm and 500mm. Padded heavy-duty vinyl cushion for comfort & easy cleaning. Supplied with Ø60mm smooth-rolling bearing castors. With built-in tool and equipment storage tray. 120mm lifting range & 360° seat rotation

- Adjustment Range: 120mm
- Minimum Height: 380mm
- Maximum Height: 500mm



TOOLS NOT INCLUDED

PRICE EX.VAT

MECHANICS SEAT

JEFCARST01F

Robust steel frame with a high-density foam & easy-clean vinyl padded seat offers comfort & durable performance. Supplied with built-in, easy-access, 3-compartment storage tray to hold tools, equipment and small parts. All-steel construction with heavy-duty supports for strength. Four swivel castors for 360 degree manoeuvrability



TOOLS NOT INCLUDED

PRICE EX.VAT

10 TONNE 23 PIECE HYDRAULIC PULLER SET

JEFHYDPUL23

Set Includes:

- 1 x Hydraulic ram 7.5-10 tonne
- 1 x Hydraulic ram centre bar
- 1 x 50mm ram extension
- 1 x 100mm ram extension
- 1 x Pulling bolt with nut for device
- 3 x 4", 6" & 8" puller ram
- 1 x Triple & Twin head for puller
- 1 x Grooved centre nut
- 1 x Head for puller
- 2 x Pulling bolt extension
- 1 x 4" separator



10
TONNE

PRICE EX.VAT

10 TONNE 10 PIECE HYDRAULIC PULLER SET

JEFHYDPUL10

Set Includes:

- 1 x Hydraulic bearing separator (Capacity: 75-105mm)
- 1 x 10 Tonne hydraulic ram
- 2 x 260mm pulling bolts
- 2 x 260mm pulling bolt extensions
- 3 x Ram extensions (31 mm, 50mm, 100mm)
- 1 x 210mm Cross Beam



10
TONNE

PRICE EX.VAT

PARTS WASHER

JEFPTSWASH

- 20 gallon capacity
- Fluid is recirculated internally
- 100W electric motor
- All steel construction
- Comes with removable work shelf
- Flexible nozzle for directing water flow




230
V

PRICE EX.VAT

HYDRAULIC PULLER RAM

JEFHYDRAM02

10 tonne hydraulic ram available for individual purchase.



10
TONNE

PRICE EX.VAT

3 JAW GEAR PULLERS

Suitable for gears, bearings and other press fit parts.

	PRODUCT	DESCRIPTION	PRICE EX. VAT
1	JEFTLRPUL3	3" 3 Jaw Gear Puller	
	JEFTLRPUL4	4" 3 Jaw Gear Puller	
	JEFTLRPUL6	6" 3 Jaw Gear Puller	



200 LUMENS RECHARGEABLE HEADLAMP WITH MOTION SENSOR

JEFTRCH14HD

- ON/OFF hand motion sensor
- Rechargeable using standard USB port
- Lamp rotates through 80° allowing a range of working angles
- 1500mAh rechargeable battery included
- Includes USB charging cable & AC/DC adaptor
- Tri-band one size fits all with adjustable straps
- Weight: 146g with battery
- Dimensions: 70 x 50 x 70mm
- Beam range: 138m
- Charge time: 3.5 hours
- Max runtime: 9 hours



CREE LEDs



PRICE EX.VAT

160 LUMENS RECHARGEABLE HEADLAMP

JEFTRCH15HD

- 3 x Function including: High, low and strobe
- Recharges using standard USB port
- Lamp rotates through 180°
- 750mAh rechargeable battery included
- Weight: 63g with battery
- Dimensions: 65 x 42 x 26.5mm
- Beam range: 18m
- Charging time: 3.5 hours
- Max runtime: 7 hours



[COB LED]

ONE SIZE FITS ALL ADJUSTABLE STRAP



PRICE EX.VAT

580 LUMENS RECHARGEABLE UNI-POWERED CREE LED HEADLAMP

JEFTRCH19HD

- Runs on either Li-Polymer rechargeable battery pack (included) or 3x AAA size alkaline batteries (not included)
- Adjustable lens allows the user to focus with a spot or flood beam
- 5 Lighting Modes - (White) High, Medium and Low; (Red) On, flashing
- USB charging port with LED indicator on the battery pack to prevent over-charging
- Weight: 95g
- Micro USB Cable included
- IP64 Dust proof and water resistant
- Cree LEDs
- 2m Impact Resistance
- USB Rechargeable
- 2.5hr Charging Time
- 2.5hr Running Time
- 150m Beam Range

ONE SIZE FITS ALL ADJUSTABLE TRI-BAND STRAP



CREE LEDs



PRICE EX.VAT

160 LUMENS LED USB RECHARGEABLE BEANIE HAT

JEFHATLT01

- Removable 4 x 5730 SMD LED
- 250mAh Lithium battery
- Rechargeable using standard USB port
- Up to 4 hours continuous use per charge
- 3 hours to reach full battery charge
- Washable at cool temperatures

[SMD LED]



BEST SELLER



PRICE EX.VAT

QL3-R RECHARGEABLE LED TORCH**JEFTRCH23**

- Multi-function 5W COB LED torch
- Includes 3 lighting modes:
 1. 5W COB Main Light - 100% 500 Lumens
 2. 5W COB Main Light - 50% 250 Lumens
 3. Red Flash - SOS / Emergency Light
- Tough, anodized aluminum body
- Recessed LED housing with rubber grip handle
- 500 Lumens strong light output
- Powerful magnetic base
- Rechargeable 2200mAh 3.7V battery (4H charge time)
- USB cable & docking station charging options

**[COB LED]**

5W INPUT POWER



4-5H MAX RUNTIME

PRICE EX.VAT

QL4 400 LUMENS COB+1 LED TORCH**JEFTRCH17QL4S**

- Multi-function COB LED torch
- Includes 4 lighting modes:
 1. 3W LED torch
 2. 400 Lumens COB
 3. 150 Lumens COB
 4. Red Flash - SOS Emergency Light
- Tough, anodized aluminum body
- Recessed LED housing
- 400 Lumens strong light output
- Powerful magnetic base
- Strong fixing/storage clip
- Operates on 3x AA batteries

**[COB LED]**

15H MAX RUNTIME

PRICE EX.VAT

850 LUMENS RECHARGEABLE CREE LED SPOTLIGHT**JEFTRCH10SP**

- Powerful optical TIR lens with CREE LED 850 lumens
- 4 output modes:
 1. High, 2. Normal, 3. Eco, 4. Strobe
- Twist zoom control for easy beam adjustment
- 2 x 3.7V / 2700mAh rechargeable Li-ion batteries
- 230V AC mains charger & 12V DC charger, and USB charging cable



STRONG WRIST STRAP FOR COMFORTABLE CONTROL

**CREE** LEDs®

7H MAX RUNTIME



RE-CHARGEABLE

LI-ION BATTERY

PRICE EX.VAT

120 LUMENS RECHARGEABLE COB LED SPOTLIGHT**JEFTRCH07SPG**

- Clamp/hook mechanism
- Rechargeable 3.7V 2200mAh Li battery
- Non-slip comfort grip
- Includes AC/DC charging adaptors (230V & 12V)



SPRING-LOADED HANDLE FOR EASY BENCH-MOUNTING

**[COB LED]**

5H MAX RUNTIME



RE-CHARGEABLE

LI-ION BATTERY

PRICE EX.VAT

220 LUMENS RECHARGEABLE HIGH PERFORMANCE COB INSPECTION LAMP

JEFTRCH09ILSG

- Slimline rechargeable COB LED worklight
- Hanging hook and robust magnetic casing for versatility & hands free use
- 2 brightness levels - 160/220 Lumens output
- 3.7V 1900mAh LI rechargeable battery with AC/DC chargers (230V & 12V)
- 5hrs runtime on full battery charge



420 LUMENS RECHARGEABLE COB LED INSPECTION LAMP

JEFTRCH18

- 180° Swivel base allows lighting in multiple angles
- Hook and magnetic base for hands free use during work or inspection tasks
- Anti-slip rubber for improved hand grip
- 4 hours charge time
- Micro-USB charging port with 80cm charging cable
- Supplied with 5V 2A AC/DC charger and DC car charger
- Battery: Lithium-ion battery 3.7V 4400mah

3 x functions:

- Worklight low = 8 hours runtime
- Worklight high = 3 hours runtime
- Flashlight on/off = 25 hours runtime



PRICE EX.VAT


230 LUMENS RECHARGEABLE COB LED PEN LIGHT

JEFTRCH16-R

- Includes 2 lighting modes: 1W LED Torch & 230 Lumens COB Inspection Light
- Ultra-bright & versatile light output
- Magnetised strip pocket belt clip for hands-free use & easy storage
- Micro USB Charge port & 50cm cable
- 5V Dc 1000 mAh car charger
- 3.7V 700mAh (2x 14500) Li-ion rechargeable batteries
- 2.5 hours charge time
- 3 hours maximum running time



ALSO AVAILABLE IN GREY AND HIGH VIS GREEN



PRICE EX.VAT

500 & 700 LUMENS RECHARGEABLE COB LED INSPECTION LAMPS


- Dual charging options using either the 230V AC mains charger or 12V DC car charger
- Powered by a 3.7V 4000mAh Li-ion battery
- Slimline body with folding hanging hook to allow for handsfree usage
- Lightweight and robust polycarbonate and aluminium body for added durability and longevity

Two brightness settings:
High (500 Lumens) - 4hrs run time
Low (250 Lumens) - 8hrs run time



JEFTRCH21

PRICE EX.VAT



JEFTRCH20

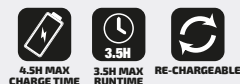
PRICE EX.VAT

1000 LUMENS COB LED RECHARGEABLE MULTI-FUNCTIONAL INSPECTION LAMP

JEFTRCH24

- Compact and lightweight for easy portability
- Constructed from tough and durable ABS thermoplastic
- 120° reflex angle for easy adjusting and enhanced functionality
- Three working modes: High, Low, SOS On/Off Flash
- Magnetic base allows for hands-free usage
- Built-in Lithium-ion rechargeable battery
- Battery life indicator light bar
- Supplied with 1 metre USB recharging cable

[COB LED]



- Output: 10W
- Beam angle: 60° / 120° angle
- Battery:
3.7v 2.2Ah Li-ion battery
/ 4 x AA Batteries
- Run time: 3.5 hrs
- Charge time: 4.5 hrs
- IP Rating: IP54



PRICE EX.VAT

300 LUMENS 3-IN-1 INTERCHANGEABLE RECHARGEABLE LED LAMP & TORCH KIT

JEFTRCH22B

- Innovative three-in-one interchangeable lamp and torch kit with a screw thread base for solid connection allows for changing between the flexible CREE LED extension torch, slimline COB LED inspection lamp (with 360° tilt function) and CREE LED directional torch.
- Magnetic base for hands free operation
- Illuminated power indicator on the switch
- Supplied in a presentation box with a high quality USB cable and AC mains charger.

INCLUDES:

- Three interchangeable torch and lamp attachments:
150 lumens flexible extension torch
300 lumens inspection lamp
300 lumens flash light torch
- Rechargeable lightweight body
- 1 x 1m USB cable
- 230V AC mains charger
- 2.5hrs charging time
- 2.5 hrs running time
- IP44 water resistant
- USB rechargeable



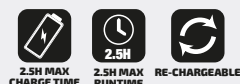
FOAM LINED DISPLAY BOX



MAGNETIC BASE

[COB LED]

CREE
LEDs®



PRICE EX.VAT

360 LUMENS RECHARGEABLE BLADE LIGHT

NEW!

JEFTRCH25

- Powerful high quality COB LED
- Compact, lightweight design for easy portability
- Durable ABS thermoplastic & aluminium housing
- 2 magnetic strips and hanging hook for hands free operation
- IPX4 water resistant
- Three working modes:
Worklight low = 8 hours runtime
Worklight high = 3.5 hours runtime
Flashlight on/off
- Power indicator light
- Supplied with Micro-USB recharging cable, AC & DC Adaptor



BLADE LIGHT

MAGNETIC STRIPS ON BACK

[COB LED]



PRICE EX.VAT

600 LUMENS COB LED RECHARGEABLE WORK LIGHT

JEFWLT10W-230RCH

- Compact and lightweight for easy portability
- Die-cast aluminium housing with tough and durable steel framed stand
- Powerful foam covered magnets on base allows for hands-free usage
- 300° reflex angle light with 360° swivel rotation base for enhanced functionality
- Built-in Lithium-ion battery
- Supplied with AC mains adaptor and DC in-car charger



5H MAX
CHARGE TIME



2.5H MAX
RUNTIME



RE-CHARGEABLE

- Output: 10W
- Beam angle: 120° angle
- Battery: 7.4V 2.2Ah Li-ion battery
- Run time: 2.5 hrs
- Charge time: 5 hrs
- IP Rating: IP65



PRICE EX.VAT

700 LUMENS COB LED RECHARGEABLE WORK LIGHT

JEFWLT10WFLD-230RH

- Compact and lightweight for easy portability
- Constructed from tough and durable ABS thermoplastic
- 360° reflex angle for easy adjusting and enhanced functionality
- Three working modes: High, Mid, SOS Flash
- Built-in Lithium-ion rechargeable battery
- Power indicator light
- Supplied with 1 metre USB recharging cable
- Extended dimensions: 245 x 210 x 175mm



4H MAX
CHARGE TIME



3H MAX
RUNTIME



RE-CHARGEABLE

- Output: 10W
- Beam angle: 60 / 120° angle
- Battery: 3.7V 2.2Ah Li-ion battery
- Run time: 3 hrs
- Charge time: 4 hrs
- IP Rating: IP65



FOLDABLE FRAME
FOR FLEXIBLE
USAGE AND
EASY STORAGE

PRICE EX.VAT

1500 LUMENS COB LED RECHARGEABLE WORK LIGHT

JEFWLT20WFLD-230RH

- Compact and lightweight for easy portability
- Constructed from tough and durable ABS thermoplastic
- 360° reflex angle for easy adjusting and enhanced functionality
- Three working modes: High, Mid, SOS Flash
- Built-in Lithium-ion rechargeable battery
- Power indicator light
- Supplied with 1 metre USB recharging cable
- Extended dimensions: 235 x 225 x 243mm



4H MAX
CHARGE TIME



3H MAX
RUNTIME



RE-CHARGEABLE

- Output: 20W
- Beam angle: 60 / 120° angle
- Battery: 3.7V 2.2Ah Li-ion battery
- Run time: 3 hrs
- Charge time: 4 hrs
- IP Rating: IP65



PRICE EX.VAT

NEW!

700 LUMENS EPISTAR LED WORK LIGHTS (10W)



	PRODUCT	DESCRIPTION	PRICE EX. VAT
1	JEFWLT10W-110	700 Lumens Epistar LED Work Light (110V) 10W	
2	JEFWLT10W-230	700 Lumens Epistar LED Work Light (230V) 10W	

5400 LUMENS PLASTERERS LED WORKLIGHT

JEFWLT54WPLA-110

- Fitted with a 16A plug
- IP44 insulation class and is suitable for indoor and outdoor use
- Input Power: 54W
- Input Voltage: 110V / 50Hz
- Luminosity: 5400 Lumens
- Light Angle: 360°
- Colour Temp: 6500k
- Overall Height: 1480mm
- Light Casing Height: 1110mm
- Tripod Open / Closed: 280mm / 780mm
- Weight: 3.2kg

Typical usage includes:

- Plastering
- Emergency lighting
- Painting
- Car body workshops
- Domestic DIY



PRICE EX.VAT



4400 LUMENS RECHARGEABLE COB LED WORK LIGHT & TRIPOD

JEFWLT60W-230

- Rechargeable, high performance site work light
- 120° lighting angle
- Die-cast aluminium, heavy-duty frame & stand
- Powerful magnetic base
- IP54 housing protection
- 11.1V 4400mAh Li-ion battery / AC Charger
- 4400 Lumens
- Max charge time: 4-5 Hours
- Max run time:
2 Hours (Dual Mode)
4 Hours (Single Mode)



60W INPUT POWER



4H MAX RUNTIME



230V



6-5H MAX CHARGE TIME



MAGNETIC BASE



IP54 WATER RESISTANT



JEFWLT-TRI



PRICE EX.VAT

JEFWLT-TRI

- Tripod stand for the LED work lights
- Compatible with JEFWLT30W-230 and JEFWLT60W-230
- Height (Short Extension): 1.1m
- Height (Maximum Extension): 2.7m
- Weight: 5.5kg

PRICE EX.VAT

1400 LUMENS TELESCOPIC LED WORK LIGHTS

- 30mil Epistar LED chip
- 1400 lumens strong light output
- Input voltage range AC85-265V~50/60Hz
- 5M cable length
- Folding tripod, telescopic stand
- 120° beam angle adjustment
- Aluminium diecast water resistant housing (IP65)

JEFWLT20WTEL-110




JEFWLT20WTEL-230




2800 LUMENS (2 X 1400) TELESCOPIC TWIN LED WORK LIGHTS

- 2x 30mil Epistar LED chip
- 1400 lumens strong light output
- Input voltage range AC85-265V~50/60Hz
- 5M cable length
- 120° beam angle adjustment
- Aluminium diecast water resistant housing (IP65)

JEFWLT40WTEL-110



JEFWLT40WTEL-230



WAREHOUSE
LIGHTING**10,800 LUMENS HIGH BAY LED LIGHT****JEFLGTHB-180W**

- Tough and protective die cast aluminium housing (IP65)
- Efficient lighting system with 120° light diffuser
- 5000K colour temperature with independent heat release
- Ideal for factories, warehouses and garages
- Power: 180W
- Runtime: 50,000 hours

INDUSTRIAL**180W**180W INPUT
POWERIP65 WATER
RESISTANT**230V**

230 V



PRICE EX.VAT

**22M FESTOON KIT C/W
GUARDS AND BULBS****JEFFES22M-110**

- Voltage: 110V
- Frequency: 50Hz
- Plug/Socket: 16A 110V BS EN 60309
- Cable: 22M H05VV-F PVC 110C (2 x 2mm²)
- Ingress Protection: IP44
- Operating Temperature:
-25°C - 45°C
- Illumination: 240°
- Colour Temperature: 6500K
- Light Emission:
100W - 8000 Lumens

**110V**

PRICE EX.VAT

**110V LED
BULB 10W****JEFBLB10W-110**

- Replacement bulb suitable for use with 22M Festoon Lighting Kit JEFFES22M-110

**110V**

PRICE EX.VAT

6.3KVA DIESEL GENERATOR

JEFGENDIE50ELK

- Engine: MacGen 10HP Diesel 3000rpm
- Max. Output: 6.3kVA / 5.0kW
- Rated Output: 5.6kVA / 4.5kW
- AC Output: 1x230V 32A / 1x110V 32A (Sockets)
- DC Output: 12V / 8.3A
- Noise Level @ 7m (Full load): 85 dB(A)
- Dry Weight: 113kg
- Dimensions: 750 x 520 x 640mm
- LCD Digital Display: Shows Voltage, Frequency & Hour Meter
- With AVR & electric start
- Low oil shutdown
- 12.5 Litre long run fuel tank
- Up to 11 hours running time
- With 12V set of charging leads




6.3
kVA

5.0
kW



Powered By
MACGEN



PRICE EX.VAT

2.8KVA PETROL GENERATOR

JEFGENPET22

- Engine: MacGen 5.5HP Petrol
- Max. Output: 2.8kVA / 2.2kW
- Rated Output: 2.5kVA / 2.0kW
- AC Output: 1x230V 16A / 1x110V 16A (Sockets)
- DC Output: 12V / 8.3A
- Guaranteed Noise Level: 95 dB Lwa
- Dry Weight: 39kg
- Dimensions: 610 x 470 x 460mm
- Start: AVR & recoil start
- Fuel Tank: 15 Litre long run
- Running Time: 13 hours



OLYMPUS

2.8
kVA

2.2
kW

Powered By
MACGEN

LOW OIL ALERT

INCLUDE 12V SETS OF
CHARGING LEADS



PRICE EX.VAT

3.8KVA PETROL GENERATOR

JEFGENPET30

- Engine: MacGen 7.0HP Petrol
- Max. Output: 3.8kVA / 3.0kW
- Rated Output: 3.3kVA / 2.6kW
- AC Output: 1x230V 16A / 1x110V 16A (Sockets)
- DC Output: 12V / 8.3A
- Guaranteed Noise Level: 96 dB Lwa
- Dry Weight: 44.25kg
- Dimensions: 620 x 480 x 470mm
- Start: AVR & recoil start
- Fuel Tank: 15 Litre long run
- Running Time: 11 hours

OLYMPUS

3.8 kVA **3.0 kW** **Powered By MACGEN**

LOW OIL ALERT

INCLUDE 12V SETS OF CHARGING LEADS



PRICE EX.VAT

3.8KVA PETROL GENERATOR (ELECTRIC START)

JEFGENPET30EL

- Engine: MacGen 7.0HP Petrol
- Max. Output: 3.8kVA / 3.0kW
- Rated Output: 3.3kVA / 2.6kW
- AC Output: 1x230V 16A / 1x110V 16A (Sockets)
- DC Output: 12V / 8.3A
- Guaranteed Noise Level: 96 dB Lwa
- Dry Weight: 55kg
- Dimensions: 620 x 480 x 470mm
- Start: AVR & electric start
- Fuel Tank: 15 Litre long run
- Running Time: 11 hours

OLYMPUS

3.8 kVA **3.0 kW** **Powered By MACGEN**

LOW OIL ALERT

INCLUDE 12V SETS OF CHARGING LEADS



PRICE EX.VAT

4.8KVA PETROL GENERATOR (ELECTRIC START)

JEFGENPET38EL

- Engine: MacGen 9.0HP Petrol
- Max. Output: 4.8kVA / 3.8kW
- Rated Output: 4.0kVA / 3.2kW
- AC Output: 1x230V 16A / 1x110V 16A (Sockets)
- DC Output: 12V / 8.3A
- Guaranteed Noise Level: 96 dB Lwa
- Dry Weight: 67kg
- Dimensions: 620 x 480 x 470mm
- Start: AVR & electric start
- Fuel Tank: 25 Litre long run
- Running Time: 11 hours

OLYMPUS

4.8 kVA **3.8 kW** **Powered By MACGEN**

LOW OIL ALERT

INCLUDE 12V SETS OF CHARGING LEADS



PRICE EX.VAT

6.9KVA PETROL GENERATOR (ELECTRIC START)

JEFGENPET55EL

- Engine: MacGen 13.0HP Petrol
- Max. Output: 6.9kVA / 5.5kW
- Rated Output: 6.3kVA / 5.0kW
- AC Output: 1x230V 32A / 1x110V 32A (Sockets)
- DC Output: 12V / 8.3A
- Guaranteed Noise Level: 97 dB Lwa
- Dry Weight: 73kg
- Dimensions: 720 x 560 x 590mm
- Start: AVR & electric start
- Fuel Tank: 25 Litre long run
- Running Time: 10 hours



OLYMPUS



LOW OIL ALERT

INCLUDE 12V SETS OF CHARGING LEADS

LCD DIGITAL DISPLAY:
SHOWS VOLTAGE,
FREQUENCY & HOUR METER



PRICE EX.VAT

7.9KVA PETROL GENERATOR (ELECTRIC START)

JEFGENPET63EL

- Engine: MacGen 14.0HP Petrol
- Max. Output: 7.9kVA / 6.3kW
- Rated Output: 7.2kVA / 5.8kW
- AC Output: 1x230V 32A / 1x110V 32A (Sockets)
- DC Output: 12V / 8.3A
- Guaranteed Noise Level: 97 dB Lwa
- Dry Weight: 77kg
- Dimensions: 720 x 560 x 590mm
- Start: AVR & electric start
- Fuel Tank: 25 Litre long run
- Running Time: 10 hours




OLYMPUS



LOW OIL ALERT

INCLUDE 12V SETS OF CHARGING LEADS

LCD DIGITAL DISPLAY:
SHOWS VOLTAGE,
FREQUENCY & HOUR METER



PRICE EX.VAT

NEW!

150 PIECE TOOL SET

6 drawers bursting
with all your essentials



PAGE
137

PLUGS & SOCKETS

16A TO 13A FLY LEAD

JEFELFLY01



PRICE EX.VAT

16A TO 13A SOCKET ADAPTOR

JEFELSOC01

PLUG & SOCKET IN ONE



PRICE EX.VAT

110V 16A PLUG


JEFELPLG-11016



PRICE EX.VAT

110V 16A SOCKET

JEFELSOC-11016



PRICE EX.VAT

230V 16A PLUG

JEFELPLG-23016



PRICE EX.VAT

230V 16A SOCKET

JEFELSOC-23016



PRICE EX.VAT

230V 32A PLUG

JEFELPLG-23032

NEW!



PRICE EX.VAT

230V 32A SOCKET

JEFELSOC-23032

NEW!



PRICE EX.VAT

230V 16A WALL MOUNTED PLUG

JEFELPLGWM-23016

NEW!



PRICE EX.VAT

230V 16A WALL MOUNTED SOCKET

JEFELSOCWM-23016

NEW!



PRICE EX.VAT

230V 32A WALL MOUNTED PLUG

JEFELPLGWM-23032

NEW!



PRICE EX.VAT

230V 32A WALL MOUNTED SOCKET

JEFELSOCWM-23032

NEW!



PRICE EX.VAT

14M THROW LEADS


**100%
COPPER
GUARANTEED**

	PRODUCT	DESCRIPTION	CORE	VOLTAGE	PRICE EX. VAT
	JEFELTHL-1101.5	14m 110V Throw Leads	1.5mm	110V	
1	JEFELTHL-1102.5	14m 110V Throw Leads	2.5mm	110V	
2	JEFELTHL-2302.5	14m 230V Throw Lead	2.5mm	230V	

INDUSTRIAL CABLE REELS

These Industrial Cable Reels feature an impact resistant spool for outstanding durability. With a thermal cutout fitted as standard you will never have to worry about the reel overheating, this in turn is added protection for your own tools that draw power from the reel.

- Industrial aluminium frame for outstanding durability
- Complete with handy cable clip for neat and tidy storage
- Fitted with reel-lock screw to keep from unwinding
- Fitted with thermal cutout as standard
- Durable, easy to use winding handle
- Easy grip handle
- Insulation Class: IP44


NEW!

CABLE SECTION: 3 X 2.5MM²
CABLE TYPE: PVC

**100%
COPPER
GUARANTEED**

INDUSTRIAL

	PRODUCT	DESCRIPTION	INPUT (AMPS)	CABLE LENGTH	NO. OF SOCKETS	CAPACITY WOUND	CAPACITY UNWOUND	PRICE EX. VAT
	JEFCRIN25-110	25m 110V Cable Reel	16A	25M	2	660W	1760W	
1	JEFCRIN40-110	40m 110V Cable Reel	16A	40M	2	660W	1760W	
	JEFCRIN25-230	25m 230V Cable Reel	13A	25M	4	1000W	2990W	
2	JEFCRIN40-230	40m 230V Cable Reel	13A	40M	4	1000W	2990W	
3	JEFCRIN25-23016	25m 230V 16A Cable Reel	16A	25M	2	720W	3680W	
4	JEFCRIN40-23016	40m 230V 16A Cable Reel	16A	40M	2	720W	3680W	

Our Professional & Industrial cable reels are rated as IP44

IP44  **What is IP44?**

IP codes refer to the degree of protection against intrusion of solids or water in electrical enclosures. An **IP44** rating indicates protection against most wires, screws, tools, fingers and water splashing against the enclosure from any direction.

PROFESSIONAL CABLE REELS

Professional quality; these Jefferson cable reels are fitted with thermal cutout as standard, a comfort grip handle for easy transportation and come complete with a winding handle.

- 100% copper guaranteed
- Cable Type: PVC
- Cable Section: 3 x 2.5mm²
- Thermal Trip



DON'T BE FOOLED BY CHEAPER CABLE REELS!
CCA (COPPER COATED ALUMINIUM) IS USED IN CHEAPER ALTERNATIVES!
OUR CABLE REELS ARE GUARANTEED 2.5MM CORE COPPER WIRE, ENSURING MAXIMUM STABILITY IN ELECTRICAL FLOW.

**100%
COPPER
GUARANTEED**



PROFESSIONAL

	PRODUCT	DESCRIPTION	INPUT (AMPS)	CABLE LENGTH	NO. OF SOCKETS	CAPACITY WOUND	CAPACITY UNWOUND	PRICE EX. VAT
1	JEFCRPR25-110	25m 110V Cable Reel	16A	25M	2	660W	1760W	
	JEFCRPR40-110	40m 110V Cable Reel	16A	40M	2	660W	1760W	
2	JEFCRPR25-230	25m 230V Cable Reel	13A	25M	4	1200W	3120W	
	JEFCRPR40-230	40m 230V Cable Reel	13A	40M	4	1200W	3120W	

1500W RETRACTING CABLE REEL

JEFCRRT101.0-230

- Durable composite housing operated by simple pull and release action
- Features integral manual thermal trip switch to prevent overload and LED power indicator. Supplied with single socket outlet.
- Supply: 230V 13Amp
- Cable Length: 10m
- Cable Section: 3 x 1.0mm²
- Thermal Trip: Yes
- Capacity Wound: 1000W
- Capacity Unwound: 1500W
- Protection Rating: IP20



PRICE EX.VAT

2750W RETRACTING CABLE REEL

JEFCRRT101.5-230

- Retractable cable reel in a hard-wearing composite case
- Operated by simple pull and release action
- Includes manual thermal trip switch to prevent overload
- Double socket outlet with individual LED power indicators and rocker on/off switches
- Supply: 230V 13Amp
- Cable Length: 10m
- Cable Section: 3 x 1.5mm²
- Thermal Trip: Yes
- Capacity Wound: 1000W
- Capacity Unwound: 2750W
- Protection Rating: IP20



PRICE EX.VAT

1A BATTERY CONDITIONER 6-12V

JEFBATC1.0-612

- Suitable for charging all 6V and 12V lead-acid batteries including; Wet (Flooded), Gel, MF (Maintenance-Free), CA (Calcium), EFB (Enhanced Flooded Battery), and AGM (Absorption Glass Mat) batteries
- Suitable for charging battery capacities from 2 to 30 Ah and maintaining all battery sizes
- Stabilises internal battery chemistry for increased performance and longevity
- Four external holes for easy mounting
- Supplied with 1.7 meter DC, 0.5 meter battery clamp and eyelet terminal

- connector quick charge leads
 - Max Rated Capacity: 2 - 30Ah (12V / 6V)
 - Power: Max. 20W
- INPUT:**
- Voltage: 220~240V AC - 50Hz
 - Current: 0.25A
- OUTPUT:**
- Voltage: 6V DC / 12V DC
 - Current: 1A / 1A
 - Weight: 0.4Kg
 - Dimensions: 155 x 70 x 40mm
 - IP Rating: IP54



PRICE EX.VAT

3.5A BATTERY CHARGER 6-12V

JEFBATCHG3.5-612

- Suitable for charging all 6V and 12V lead-acid batteries including; Wet (Flooded), Gel, MF (Maintenance-Free), CA (Calcium), EFB (Enhanced Flooded Battery), and AGM (Absorption Glass Mat) batteries
- Suitable for charging battery capacities from 2 to 120 Ah and maintaining all battery sizes
- Stabilises internal battery chemistry for increased performance and longevity
- Four external holes for easy mounting
- Supplied with 1.7 meter DC, 0.5 meter battery clamp and eyelet terminal

- connector quick charge leads
 - Max Rated Capacity: 2 - 120Ah (12V)
 - Power: Max. 60W
- INPUT:**
- Voltage: 220~240V AC - 50Hz
 - Current: 0.8A
- OUTPUT:**
- Voltage: 6V DC / 12V DC
 - Current: 3.5A / 1A/3.5A
 - Weight: 0.7Kg
 - Dimensions: 190 x 79 x 42mm
 - IP Rating: IP54



PRICE EX.VAT

15A BATTERY CHARGER 12V (15A 300SEC BOOSTER)

JEFBATCHG15-12

- Designed for charging all types of 12V lead-acid batteries including; Wet (Flooded), Gel, MF (Maintenance-Free), CA (Calcium), EFB (Enhanced Flooded Battery), and AGM (Absorption Glass Mat) batteries
- Suitable for charging battery capacities from 2 to 400Ah and maintaining all battery sizes

- 15A booster enables a fast charge within 300 seconds
- Temperature controlled
- Supplied with 1.7 meter DC and 0.5 meter battery clamp connectors



PRICE EX.VAT

15A BATTERY CHARGER 12-24V (20A 300SEC BOOSTER)

JEFBATCHG15-1224

- Designed for charging all types of 12V and 24V lead-acid batteries including; Wet (Flooded), Gel, MF (Maintenance-Free), CA (Calcium), EFB (Enhanced Flooded Battery), and AGM (Absorption Glass Mat) batteries
- Suitable for charging battery capacities from 2 to 400Ah (12V), 50 to 400Ah (24V) and maintaining all battery sizes
- 20A booster enables a fast charge within 300 seconds
- Temperature controlled
- Supplied with 1.7 meter DC and 0.5 meter battery clamp connectors

- Max Rated Capacity: 2 - 400Ah (12V)
 - Power: Max. 350W
- INPUT:**
- Voltage: 220-240V AC ~ 50Hz
 - Current: 2.5A
- OUTPUT:**
- Voltage: 12V DC / 24V DC
 - Current: 12V DC - 2A / 4A / 6A / 8A / 10A / 15A or 24V DC - 3.5A/7.5A or 12V DC - 20A (300 seconds boost charge)
 - IP Rating: IP20



PRICE EX.VAT

DYNAMO 20A BATTERY CHARGER

JEFBTRYCHG020

- Input Power: 30 W
- Output Voltage: 12V / 24V
- Output Charge Peak(EN): 20A (17A)
- Input (Charge): 0.2A
- Battery Capacity (Min - Max): 60 - 250Ah
- Duty Cycle: 5 sec ON / 30 sec OFF @ 5 Cycles
- Charging Rates: 2
- Fast Charge Timer: No
- Fuse: 1 x 20A / 1 x 5A
- Ingress Protection Rating: IP21
- Charging cables: 2.5mm x 2M with fully insulated charging clamps
- Power Cable: 3 x 1mm x 2M
- Plug: 3A
- Weight: 4.4kg
- Dimensions: 235 x 195 x 190mm



Safety class
(DIN 40530): II



PRICE EX.VAT

DYNAMO 30A BATTERY CHARGER

JEFBTRYCHG030

- Input Power: 40 W
- Output Voltage: 12V / 24V
- Output Charge Peak(EN): 30A (25A)
- Input (Charge): 0.3A
- Battery Capacity (Min - Max): 3 - 320Ah
- Duty Cycle: 5 sec ON / 30 sec OFF @ 5 Cycles
- Charging Rates: 2
- Fast Charge Timer: No
- Fuse: 1 x 30A / 1 x 5A
- Ingress Protection Rating: IP21
- Charging cables: 2.5mm x 2M with fully insulated charging clamps
- Power Cable: 3 x 1mm x 2M
- Plug: 3A
- Weight: 4.8kg
- Dimensions: 235 x 195 x 190mm



Safety class
(DIN 40530): II



PRICE EX.VAT

DYNAMO STARTER CHARGERS

230A STARTER CHARGER

JEFSTACHG230

CHARGING CABLES:
14MM x 2.0M
POWER CABLE:
3 x 1.5MM x 2.4M

Safety class
(DIN 40530): II



- Input Power: 80W
- Output Voltage: 12V / 24V
- Output Charge Peak (EN): 30A (25A)
- Output Start Peak (EN): 180A (120A)
- Battery Capacity (Min - Max): 20 - 350Ah
- Duty Cycle: 5 sec ON / 30 sec OFF @ 5 Cycles
- Charging Rates: 4
- Fast Charge Timer: No
- Fuse: 1 x 50A
- Input (Charge): 0.4A
- Plug: 13A
- Input (Start): 2A
- Dimensions: 300 x 230 x 630mm
- Weight: 12kg

PRICE EX.VAT

430A STARTER CHARGER

JEFSTACHG430

CHARGING CABLES:
14MM x 2.0M
POWER CABLE:
3 x 1.5MM x 2.4M

Safety class
(DIN 40530): II



- Input Power: 130 W
- Output Voltage: 12V / 24V
- Output Charge Peak (EN): 75A (30A)
- Output Start Peak (EN): 400A (300A)
- Battery Capacity (Min - Max): 60 - 800Ah
- Duty Cycle: 5 sec ON / 30 sec OFF @ 5 Cycles
- Charging Rates: 6
- Fast Charge Timer: Yes
- Fuse: 2 x 50A
- Input (Charge): 0.4A
- Plug: 13A
- Input (Start): 3A
- Dimensions: 300 x 230 x 630mm
- Weight: 15kg

PRICE EX.VAT

630A STARTER CHARGER

JEFSTACHG630

CHARGING CABLES:
16MM x 2.0M
POWER CABLE:
3 x 1.5MM x 2.4M

Safety class
(DIN 40530): II



- Input Power: 180 W
- Output Voltage: 12V / 24V
- Output Charge Peak (EN): 90A (70A)
- Output Start Peak (EN): 600A (350A)
- Input (Charge): 0.5A
- Input (Start): 4A
- Battery Capacity (Min - Max): 80 - 1000Ah
- Duty Cycle: 5 sec ON / 30 sec OFF @ 5 Cycles
- Fuse: 3 x 50A
- Plug: 13A
- Dimensions: 330 x 260 x 720mm
- Weight: 20kg

PRICE EX.VAT

4 WAY SPLITTER BOX 110V 16A

JEFKVS04

Designed to convert the power from a single cable input into a four way output making it ideal for running multiple power tools.

- 4 Way Power Splitter Distribution Box
- Ideal for site use, workshops and domestic DIY
- Heavy duty, weatherproof GRP housing with IP44 rating



- Input: 110V ~ 50Hz 16A
- Output: 4x 110V ~ 50Hz CEE 16A
- Housing: Metal Case
- Ingress Protection Rating: IP44
- Cable: 5M H05VV-F (3 x 1.5mm)
- Plug: UK CEE 16A



PRICE EX.VAT

3.3KVA PORTABLE TRANSFORMER

JEFKVA03.3

- 2 x 16A Sockets
- Max. Rating: 3.3kVA
- Continuous: 1.65kVA
- Resettable circuit breaker
- Power-on indicator
- Complete with 1.5m cable and 13A plug



3.3
kVA

ALL JEFFERSON TRANSFORMERS ARE FITTED WITH A THERMAL OVERLOAD CUTOFF WHICH WILL AUTOMATICALLY SHUTDOWN/TRIP THE DEVICE WHEN OVERHEATING IS DETECTED.

PRICE EX.VAT

5.0KVA PORTABLE TRANSFORMER

JEFKVA05.0

- 2 x 16A Sockets
- 1 x 32A Socket
- Max. Rating: 5.0kVA
- Continuous: 3.0kVA
- Resettable circuit breaker
- Power-on indicator
- Complete with 1.5m cable and 13A plug



5.0
kVA

ALL JEFFERSON TRANSFORMERS ARE FITTED WITH A THERMAL OVERLOAD CUTOFF WHICH WILL AUTOMATICALLY SHUTDOWN/TRIP THE DEVICE WHEN OVERHEATING IS DETECTED.

PRICE EX.VAT

10KVA SITE TRANSFORMERS

Manufactured to the highest quality, the Jefferson 10kVA site transformer comes complete in a steel construction to make it robust and durable in tougher conditions. Ideal for more challenging environments, this Jefferson transformer is rated to IP22 standard and finished with 6 power outlets.



10
kVA

ALL JEFFERSON TRANSFORMERS ARE FITTED WITH A THERMAL OVERLOAD CUTOFF WHICH WILL AUTOMATICALLY SHUTDOWN/TRIP THE DEVICE WHEN OVERHEATING IS DETECTED.



3-Phase

PRODUCT	INPUT:	OUTPUT (V)	MAXIMUM RATING:	CONTINUOUS RATING:	POWER FACTOR:	IP RATING (HOUSING):	PHASE:	PRICE EX. VAT
JEFKVA10.0-S	230V ~ 50Hz - 32A	4x 110V C.T.E ~ 50Hz - 16A 2x 110V C.T.E ~ 50Hz - 32A	10kVA (5mins on 15mins off)	7.0kVA	0.93 Cos	IP22	Single	
JEFKVA10.0-3P	415V ~ 50Hz - 16A	5x 110V C.T.E ~ 50Hz - 16A 1x 110V C.T.E ~ 50Hz - 32A	10kVA (5mins on 15mins off)	7.5kVA	0.93 Cos	IP22	Three	

5M MEASURING TAPE

JEFTM050DB

- Plastic body measuring tape with soft rubber grip for greater comfort, superior grip and ease of use
- Auto return mechanism
- Blade is marked with metric and inch graduations
- Blade Width: 19mm



PROFESSIONAL MEASURING TAPES NYLON COATED

- Nylon coated matt finish blade for abrasion resistance with the soft grip for comfortable use
- Extra thick blade material for superior life
- Auto blade stop/release for ease of use
- Blade is marked with metric and inch graduations



	PRODUCT	DESCRIPTION	BLADE WIDTH	PRICE EX. VAT
1	JEFTM050NC	5m Professional Measuring Tape	19mm	
2	JEFTM080NC	8m Professional Measuring Tape	25mm	

10M TUFFLOCK MEASURING TAPE

JEFTM100NC

The Jefferson TuffLock measuring tape is unapologetically named, due to its sturdy construction and industrial magnetic blade tips, both of which give it the added reliability you need to complete those larger tasks.

- 10m Nylon Coated measuring tape
- Protective rubber moulded casing
- Blade Width: 25mm
- CE Class II
- Anti-corrosive nylon coated blade surface for long lasting performance and extra strength when tape is extended
- Rubber outer casing for comfort and added protection
- Smooth-action locking system provides reliable hold and easy blade retraction



FIBREGLASS TAPES

- Plastic body measuring tapes with soft rubber grip for greater comfort, superior grip and ease of use
- Complete with heavy duty steel blade for added stability marked with metric and inch graduations
- Tape Width: 13mm



3x fast
RETRACTING

	PRODUCT	DESCRIPTION	PRICE EX. VAT
1	JEFTM300FG	30m / 100ft Fibreglass Tape	
2	JEFTM500FG	50m / 165ft Fibreglass Tape	

50M / 165FT STEEL TAPE

JEFTM500ST

- Blade Length: 50m
- Blade Width: 12.5mm
- Rubber moulded, impact-resistant & durable body
- 3x Fast Retracting 50M Steel Blade
- Class II Metric Scale
- Complete with rubber hanging strap and fold away winding handle



3x fast
RETRACTING

**Class II Metric
& Imperial Scale**

10KM METRIC MEASURING WHEEL**JEFDMWHL**

- Compact, easily folded and carried
- Lightweight and durable design
- Class III metric measuring scale with counter reading up to 9999.9m
- Instant zero reset
- Smooth running rubber wheels
- Forward and reverse distance measuring
- Suitable for building trade, contractors, agricultural, property planners and accident investigation
- Wheel diameter: 318 mm
- Measures to (by cm): 9999.9 M
- Weight: 1.3 kg



SUPPLIED WITH
SUPPORT STAND AND
CANVAS CARRY BAG



COLLAPSIBLE DESIGN

PRICE EX.VAT

DIGITAL VERNIER CALIPERS**JEFCALD150**

- Hardened, tempered stainless steel with satin finish
- LCD easy-read display
- Metric and Imperial scale with conversion function button
- Zero reset button allows for comparative measurements
- Supplied in storage case
- Range / Capacity: 0-150mm / 0-6"
- Resolution: 0.01 Mm / 0.0005"
- Accuracy: $\pm 0.03\text{mm}/0.0015"$
- Repeatability: $\pm 0.01\text{mm}/0.0005"$
- Battery Type: 3V CR-2032 Lithium Button Cell
- Measuring system: Linear capacitive



PRICE EX.VAT

METRIC VERNIER CALIPERS**JEFCALV150**

- Manufactured using tempered and hardened non-corrosive stainless steel to ensure longevity and durability
- Strong mono block locking mechanism
- Metric scale graduate in 0.02mm
- Ranging between 0mm - 150mm
- Supplied in a storage case
- 150mm
- Graduates in 0.02mm



PRICE EX.VAT

ENGINEERING SQUARES

1

2

3



- Hardened and tempered blades
- Ground for straightness and accuracy

	PRODUCT	DESCRIPTION	PRICE EX. VAT
1	JEFESQ150	6" Engineering Square	
2	JEFESQ250	10" Engineering Square	
2	JEFESQ300	12" Engineering Square	

INDUSTRIAL ENGINEERING SQUARES

4 0.39 KG

5 0.9 KG

6 1.95 KG



- Supplied in durable cardboard box for easy storage and carrying

	PRODUCT	DESCRIPTION	PRICE EX. VAT
4	JEFSQ6	6" Steel Industrial Engineering Square	
5	JEFSQ9	9" Steel Industrial Engineering Square	
6	JEFSQ12	12" Steel Industrial Engineering Square	

RULERS

- High quality stainless steel rulers with metric and imperial graduations.

1



2



	PRODUCT	DESCRIPTION	PRICE EX. VAT
1	JEFRULESS030	30cm Stainless Steel Ruler	
2	JEFRULESS100	100cm Stainless Steel Ruler	


COMBINATION SQUARES

- A high quality adjustable combination square displaying metric and imperial scales
- Robust stainless steel industrial blade

1



2



3



	PRODUCT	DESCRIPTION	PRICE EX. VAT
1	JEQSQCOM030	30cm Combination Square	
2	JEQSQCOM030S	30cm Combination Square Set	
3	JEQSQCOM030SAL	30cm Aluminium Combination Square Set	

300V DIGITAL MULTIMETER

JEFDDMM300V

- CAT III 300V Digital Multimeter
- 3.5 digit LCD display (max. reading 1999)
- Data hold function & overload protection
- Low battery indication
- Negative polarity indication
- Continuity and diode testing
- Battery testing: 1.5V / 9V / 12V
- Resistance measurements: Up to 2000KΩ
- Manufactured & tested to IEC 61010
- DC Voltage Range: 200m ~ 300V
- DC Current Range: 2000μ ~ 10A
- AC Voltage: 200 ~ 300V
- Input Impedance: 1MΩ
- Resistance: 200 ~ 2000kΩ
- Continuity: <30Ω
- Diode Testing: 2.8V (approx)
- Test Current: 1mA
- Battery Testing 1.5V / 9V / 12V
- Overload Protection: Both Fuses: ø5x20mm
F1: Fuse, 250mA / 300V, Fast action
F2: Fuse, 10A / 300V, Fast action
- Power Supply: 1x 9V Battery
- Dimensions: 138 x 74 x 32mm
- Weight: 160g (inc. battery)



NEW!

PRICE EX.VAT

600V DIGITAL MULTIMETER

JEFDDMM600V

- CAT III 600V Digital Multimeter
- 3.5 digit backlit LCD display (max. reading 1999)
- Data hold function
- Overload protection
- Low battery indication
- Continuity & diode testing
- Battery testing: 1.5V / 9V
- Resistance measurements: up to 2000KΩ
- Manufactured & tested to EN 61010
- DC Voltage Range: 200m ~ 600V
- DC Current Range: 2000μ ~ 10A
- AC Voltage: 200 ~ 600V
- Input Impedance: 1MΩ
- Resistance: 200 ~ 2MΩ
- Continuity: <30Ω, >100Ω
- Diode Testing: 2.8V (approx)
- Test Current: 1mA
- Battery Testing: 1.5V / 9V
- Overload Protection: Both Fuses: ø5x20mm
F1: Fuse, 250mA / 600V, Fast action
F2: Fuse, 10A / 600V, Fast action
- Power Supply: 1x 9V Battery
- Dimensions: 147 x 87 x 47mm
- Weight: 290g (inc. battery)



NEW!

PRICE EX.VAT

INFRARED THERMOMETER

JEFINFTHERO1

- Safe, non-contact temperature measurements
- Accurate readings in °C & °F temperature scales
- Battery charge status indicator
- Automatic power-off after 15 seconds of idle activity
- Back-lit LCD display with data hold function
- Temperature Range: -38 ~ 520°C -36.4 ~ 968°F
- Laser: Class II
- Max. Output: <1 mW
- Accuracy (Tamb = 23 ± 3°C): ± 2°C / ± 4°F (or 2%)
- Spectral Response: 7.5 - 13.5μm
- Wave Length: 630 - 660nm
- Resolution: 0.1°C / 0.1°F
- Response: 1s 95%
- Distance : Spot 8:1
- Battery: 2x 1.5 AAA
- Dimensions: 160 x 118 x 40mm
- Weight: 158g (inc. battery)



NEW!

PRICE EX.VAT

9 PIECE NUMBER PUNCH SETS

- 9 Piece Set
- Includes characters (0-8)
- Available in sizes: 4, 5, 6, 8, 10, 12 & 16mm



PRODUCT	DESCRIPTION	PRICE EX. VAT
JEFPNUM09-04	4mm 9 Piece Number Punch Set	
JEFPNUM09-05	5mm 9 Piece Number Punch Set	
JEFPNUM09-06	6mm 9 Piece Number Punch Set	
JEFPNUM09-08	8mm 9 Piece Number Punch Set	
JEFPNUM09-10	10mm 9 Piece Number Punch Set	
JEFPNUM09-12	12mm 9 Piece Number Punch Set	

27 PIECE LETTER PUNCH SETS

- 27 Piece Set
- Includes: letters (A-Z) characters (&)
- Available in sizes: 4, 5, 6, 8, 10, 12 & 16mm



PRODUCT	DESCRIPTION	PRICE EX. VAT
JEFPLET27-04	4mm 27 Piece Letter Punch Set	
JEFPLET27-05	5mm 27 Piece Letter Punch Set	
JEFPLET27-06	6mm 27 Piece Letter Punch Set	
JEFPLET27-08	8mm 27 Piece Letter Punch Set	
JEFPLET27-10	10mm 27 Piece Letter Punch Set	
JEFPLET27-12	12mm 27 Piece Letter Punch Set	

45 PIECE NUMBER & LETTER PUNCH SETS

- 45 Piece Set
- Includes: letters (A-Z), characters (&), numbers (0-8)
- Available in sizes: 4, 5, 6, 8, 10 & 12mm



PRODUCT	DESCRIPTION	PRICE EX. VAT
JEFPNAL45-04	4mm 45 Piece Letter & Number Punch Set	
JEFPNAL45-06	6mm 45 Piece Letter & Number Punch Set	
JEFPNAL45-08	8mm 45 Piece Letter & Number Punch Set	
JEFPNAL45-10	10mm 45 Piece Letter & Number Punch Set	
JEFPNAL45-12	12mm 45 Piece Letter & Number Punch Set	

112 PIECE 5MM NUMBER & LETTER PUNCH SET

JEFPNAL112-05

- 5mm Interchangeable steel punch set
- Includes: letters (A-Z) characters (&) numbers (0-8)
- 8 character punch with hex key



PRICE EX. VAT

UTILITY KNIFE**JEFKFUT**

- Interlocking nose to hold blade securely
- Three-position retractable blade



PRICE EX.VAT

HIGH VIS GREEN UTILITY KNIFE**JEFKFUT-G**

- 3-position retractable blade mechanism
- Robust die-cast housing
- High visibility green colour
- Interlocking nose to hold blade securely



PRICE EX.VAT

AUTO LOADING SNAP OFF KNIFE**JEFKFSOAL**

- Retractable blade safety mechanism
- Rubber grip handle for comfort & safety
- 6 x 8 cell replacement blades (100 x 18 mm)



PRICE EX.VAT

SPARE BLADES

AUTO RETRACTING SAFETY KNIFE**JEFKNSA**


- Extra-safe, automatically retracting blade
- Interlock nose for blade security



PRICE EX.VAT

UTILITY BLADE (PACK OF 10)**JEFKFBUT10**

- Blade length: 61mm
- Blade thickness: 0.65mm
- Blade height: 19mm
- Pack of 10



PRICE EX.VAT

FOLDING LOCK BACK UTILITY KNIFE**JEFKFFLBU**

- Blade lock and release switch
- Spare blade holder
- Ergonomic lower rubber grip handle for comfort & safety



SPARE BLADES

PRICE EX.VAT

SNAP OFF BLADE (PACK OF 10)**JEFKFBS010**

- Blade size: 18mm
- Each blade has 7 snap off cells
- Pack of 10



PRICE EX.VAT

UTILITY BLADE DISPENSER (PACK OF 100)**JEFKFBD**


- Blade length: 61mm
- Blade thickness: 0.65mm
- Blade height: 19mm
- Pack of 100



PRICE EX.VAT

PLIERS & CUTTERS

Manufactured with Chrome Vanadium steel, these professional quality pliers are reliable and complete with comfort grip handles for improved handling.



	PRODUCT	DESCRIPTION	JAW LENGTH	OVERALL LENGTH	CUT CAPACITY (PIANO WIRE)	PRICE EX. VAT
1	JEFPLICOM07	7" Combination Pliers	38mm	7" / 180mm	2.0mm	
2	JEFPLICOM08	8" Combination Pliers	42mm	8" / 200mm	2.0mm	
3	JEFPLILNS08	8" Long Nosed Pliers	77mm	8" / 200mm	1.6mm	
4	JEFPLIWT10	10" Water Pump Pliers	38mm	10" / 250mm	-	
5	JEFPLIDIA06	6" Diagonal Cutting Pliers	22mm	6" / 160mm	2.0mm	
6	JEFPLIEND07	7" End Cutting Pliers	32mm	7" / 180mm	2.0mm	
7	JEFPLIFEN0105	10.5" Fencing Pliers	25mm	10.5" / 266mm	3.0mm	

VICE GRIPS

High quality vice grips. All manufactured with Chrome Vanadium to improve corrosive resistance.



LONG NOSED



CURVED JAW

	PRODUCT	DESCRIPTION	WIRE CUTTER	PRICE EX. VAT
	JEFAGP07LN	7" Long Nosed Vice Grips	NO	
1	JEFAGP09LN	9" Long Nosed Vice Grips	NO	
	JEFAGP10S	10" Straight Jaw Vice Grips	YES	

	PRODUCT	DESCRIPTION	WIRE CUTTER	PRICE EX. VAT
	JEFAGP05C	5" Curved Jaw Vice Grips	YES	
	JEFAGP07C	7" Curved Jaw Vice Grips	YES	
2	JEFAGP10C	10" Curved Jaw Vice Grips	YES	

7" CIRCLIP PLIERS SET

JEFPLICI07-4

- Manufactured from drop forged high carbon steel
- Black & polished finish
- Red rubber handles for comfortable gripping.
- Used for both external and internal retaining clips.



Includes:

- 7" (straight) Internal circlip pliers
- 7" (bent nose) Internal circlip pliers
- 7" (straight) External circlip pliers
- 7" (bent) External circlip pliers

PRICE EX.VAT

9" CIRCLIP PLIERS SET

JEFPLICI9-04

- Manufactured from drop forged high carbon steel
- Black & polished finish
- Red rubber handles for comfortable gripping.
- Used for both external and internal retaining clips.



Includes:

- 9" (straight) Internal circlip pliers
- 9" (bent nose) Internal circlip pliers
- 9" (straight) External circlip pliers
- 9" (bent) External circlip pliers

PRICE EX.VAT

HEAVY DUTY LAZY TONG RIVETER

JEFRIVLT01

- Supplied with five nozzle sizes:
2.4mm(3/32"), 3.2mm(1/8"), 4mm(5/32"),
4.8mm(3/16"), 6.4mm(1/4")
- Spanner
- Die cast head with steel jaw case and three-piece jaws
- For use with blind aluminum, steel and stainless steel rivets
- Suitable for repetitive riveting tasks 820mm extended length




PRICE EX.VAT

HEAVY DUTY AUTOMATIC WIRE STRIPPERS

JEFWIRES01

- Strip and cut cable/wire
- 24-10 AWG (0.2-6mm²)
- Crimp 22-10 AWG (0.5-6mm²) insulated terminals
- Crimp 22-10 AWG (0.5-6mm²) non-insulated terminals
- Crimp 7-8mm ignition terminals
- Durable and corrosion resistant
- Steel construction
- Comfortable easy grip
- Two piece handle
- Ideal for home wiring, electronics and automotive work



PRICE EX.VAT

102 PC CRIMPING TOOL SET

JEFCRIMS102

- Crimping insulated terminals size: 1.5mm² (red), 2.5mm² (blue) and 6.0mm² (yellow)
- Crimps round non-insulated terminals size: 1.5mm², 2.5mm² and 4.6mm²
- Shears bolts size: 2.6, 3.0, 3.5, 4.0 and 5.0mm
- Removes wire insulation up to 165mm in length
- 99piece terminals including: 44pc blue terminals at 2.5mm², 44pc red terminals at 1.5mm², 11pc yellow terminal at 6.0mm²

Includes

- 1 x 6 Way Crimping Tool
- 1 x Wire Stripping Tool
- 1 x Black Tape
- 99 Piece insulated crimping terminals



PRICE EX.VAT

HACKSAWS

- 24 Teeth per inch
- Soft Grip Handle Design



	PRODUCT	DESCRIPTION	BLADE	LENGTH	CUTTING ANGLES	PRICE EX. VAT
1	JEFHCSAW06-MN01	6" Junior Hacksaw	65MN Steel	6" / 150mm	90°, 45°	
2	JEFHCSAW06-MN02	6" Professional Junior Hacksaw	65MN Steel	6" / 150mm	90°, 45°	
3	JEFHCSAW12-CS01	12" Premium Hacksaw	High Carbon Steel	12" / 300mm	90°, 0°	
4	JEFHCSAW12-BM01	12" Professional Hacksaw	Bi-Metal Steel	12" / 300mm	90°, 45°	



F-CLAMPS

The F-Clamp has a wider opening capacity (throat) than the G-Clamp. We stock both screw adjusted and ratchet adjusted models both in 10" and 12". Our screw clamp has a maximum clamping force of 12,000N. The ratchet clamp has a maximum clamping force of 8,000N.



PRODUCT	DESCRIPTION	PRICE EX. VAT
1 JEFCLF10	10" Screw Type F-Clamp 30 X 12mm	
JEFCLF12	12" Screw Type F-Clamp BEST SELLER	
JEFCLF24	24" Screw Type F-Clamp	
JEFCLF32	32" Screw Type F-Clamp	
JEFCLF40	40" Screw Type F-Clamp	
JEFCLR10	10" Ratchet Type F-Clamp	
2 JEFCLR12	12" Ratchet Type F-Clamp 25 x 12mm	

HEAVY DUTY G-CLAMPS

Two types of Heavy Duty G-Clamps are available within the Jefferson range - the coarse thread and a finer variety for those jobs which require a higher degree of control over the clamping force.



PRODUCT	DESCRIPTION	PRICE EX. VAT
JEFCLGCT04	4" Heavy Duty G-Clamp (Coarse Thread)	
JEFCLGCT06	6" Heavy Duty G-Clamp (Coarse Thread)	
JEFCLGCT08	8" Heavy Duty G-Clamp	
JEFCLGCT10	10" Heavy Duty G-Clamp	
JEFCLGCT12	12" Heavy Duty G-Clamp	

11" C-CLAMP WITH SWIVEL PADS

JEFAGP11LC

Featuring wide opening jaws providing greater versatility. Swivel pads hold tapered work, awkward fabricating jobs and delicate projects without damaging the work surface. Trigger release provides maximum locking force.



SWIVEL PADS ALLOW FOR POSITIONING ON UNEVEN SURFACES

PRICE EX.VAT

G-CLAMPS

Our range of coarse thread, light trade G-Clamps are manufactured from drop forged steel and complete with tommy bar handle and swivel shoe. For use on a variety of materials.



PRODUCT	DESCRIPTION	PRICE EX. VAT
JEFCLGLTCT04	4" Coarse Thread Light Trade G-Clamp	
JEFCLGLTCT06	6" Coarse Thread Light Trade G-Clamp	
JEFCLGLTCT08	8" Coarse Thread Light Trade G-Clamp	

10" WELDING CLAMP

JEFAGP10WC



Used as a temporary clamping mechanism when spot welding panels or for stabilising an object and holding it in place. Suitable for loosening stubborn bolts and other fixed objects. Turn screw adjustment. Powerful locking action. Quick release lever.

PRICE EX.VAT

STEEL HEAD BOLT CUTTERS

- Powder-coated steel tubular handle
- Comfortable rubber grips
- Adjustable cutting edge
- Chrome vanadium steel head




PRODUCT	DESCRIPTION	PRICE EX. VAT
JEFBCT350	14" CR-V Steel Head Bolt Cutter	
JEFBCT450	18" CR-V Steel Head Bolt Cutter	
JEFBCT600	24" CR-V Steel Head Bolt Cutter	
JEFBCT750	30" CR-V Steel Head Bolt Cutter	
JEFBCT900	36" CR-V Steel Head Bolt Cutter	



DROP FORGED BOLT CUTTERS

- Drop-forged steel handle
- Adjustable jaws
- Alloy steel blade
- Chrome molybdenum steel head



PRODUCT	DESCRIPTION	PRICE EX. VAT
JEFBCT350F	14" Forged Steel Handle Bolt Cutter	
JEFBCT450F	18" Forged Steel Handle Bolt Cutter	
JEFBCT600F	24" Forged Steel Handle Bolt Cutter	
JEFBCT750F	30" Forged Steel Handle Bolt Cutter	
JEFBCT900F	36" Forged Steel Handle Bolt Cutter	



FORGED ALLOY CABLE CUTTERS

- Powder-coated tubular steel handle
- Comfortable rubber grips
- Forged alloy steel head



PRODUCT	DESCRIPTION	PRICE EX. VAT
JEFCCT600	24" Forged Alloy Cable Cutter	
JEFCCT800	32" Forged Alloy Cable Cutter	

ADJUSTABLE WRENCHES

Our Adjustable Wrenches are all chrome vanadium except for JEF750 which is carbon steel with a chrome vanadium outer finish.



PRODUCT	DESCRIPTION	PRICE EX. VAT	PRODUCT	DESCRIPTION	PRICE EX. VAT
JEFAW150	6" Adjustable Wrench		JEFAW375	15" Adjustable Wrench	
JEFAW200	8" Adjustable Wrench		JEFAW450	18" Adjustable Wrench	
JEFAW250	10" Adjustable Wrench		JEFAW600	24" Adjustable Wrench	
JEFAW300	12" Adjustable Wrench		JEFAW750	30" Adjustable Wrench	



ALUMINIUM PIPE WRENCHES

The Pipe Wrench range are all constructed from heavy duty aluminium due to the strength to weight properties of the material




PRODUCT	DESCRIPTION	PRICE EX. VAT	PRODUCT	DESCRIPTION	PRICE EX. VAT
JEFPW0300	12" Aluminium Pipe Wrench		JEFPW0600	24" Aluminium Pipe Wrench	
JEFPW0350	14" Aluminium Pipe Wrench		JEFPW0900	36" Aluminium Pipe Wrench	
JEFPW0450	18" Aluminium Pipe Wrench		JEFPW1200	48" Aluminium Pipe Wrench	



10.5" QUICK-RELEASE WOODWORKING VICE

JEFBVW10.5

- Durable cast iron body and front plate construction
- Steel guide rods reduce wear and ensure a smooth parallel working action
- Even & secure jaw clamping pressure
- Pre-cut location holes allow for easy fitting of workpiece protection cheeks
- Fitted with a front dog allowing oversized workpieces to be held securely
- Quick-release trigger mechanism
- Designed for bench-mounting
- Jaw Width: 270mm (10.5")
- Jaw Opening: 300mm (11.9")
- Throat Depth: 103mm (4.0")
- Weight: 18kg



PRICE EX.VAT

LIGHT TRADE BENCH VICES

- Cast Iron Body
- EN9 Steel Jaws
- 1 Tonne Clamping Capacity
- Cast iron fixed bench vice
- Multi-purpose ideal for various light trade duties
- Roll threaded for fluid tightening and loosening motion
- Featuring robust anvil working surface
- Pre-drilled holes for bench mounting




PRODUCT	DESCRIPTION	JAW WIDTH	JAW OPENING	DIMENSIONS	WEIGHT	PRICE EX. VAT
JEFBV4-LT	4" Bench Vice (Light Trade)	100mm	100mm	280 x 140 x 155mm	7.70kg	
JEFBV5-LT	5" Bench Vice (Light Trade)	135mm	125mm	350 x 165 x 170mm	12.0kg	
JEFBV6-LT	6" Bench Vice (Light Trade)	155mm	150mm	370 x 171 x 175mm	13.5kg	



HEAVY DUTY BENCH VICES

Our heavy duty, cast iron bench vices are complete with serrated jaws for easy gripping and pre-drilled holes for bench mounting. They offer smooth and fast operation with a robust lever and grey iron castings that are manufactured to resist distortion under pressure. Ideal for workshops, machinery and engineering applications.




PRODUCT	DESCRIPTION	JAW WIDTH	JAW OPENING	DIMENSIONS	WEIGHT	PRICE EX. VAT
JEFBV4	4" Bench Vice	100mm	137mm	350 x 160 x 160mm	9.25kg	
JEFBV5	5" Bench Vice	125mm	183mm	440 x 190 x 200mm	16.0kg	
JEFBV6	6" Bench Vice BEST SELLER	150mm	173mm	520 x 220 x 230mm	23.5kg	
JEFBV8	8" Bench Vice	200mm	200mm	600 x 250 x 280mm	37.5kg	




5" PIPE VICE**JEFBV5LGT**

- Jaw Width: 125mm
- Jaw Opening: 125mm
- Weight: 15.0Kg
- Dimensions: 420 x 230 x 200mm
- Built-in Pipe Jaws
- Serrated Jaws for easy gripping
- Comes with pre-drilled holes for bench-mounting

**360° SWIVEL BASE****PRICE EX.VAT****6" FABRICATED STEEL VICE****JEFBVFS6**

- Jaw Width: 150mm
- Jaw Opening: 190mm
- Weight: 22Kg
- Dimensions: 520 x 220 x 230mm
- Built-in Pipe Jaws
- Serrated Jaws for easy gripping
- Comes with pre-drilled holes for bench-mounting

**PRICE EX.VAT****INDUSTRIAL****6.5" DUCTILE IRON BENCH VICE****JEFBVDI65**

Ductile Iron, also known as Spheroidal Graphite Iron, was developed over 60 years ago in the USA, while most varieties of cast iron are brittle, Ductile Iron has much more impact and fatigue resistance due to its nodular graphite inclusions.




- Jaw Width: 100mm
- Jaw Opening: 137mm
- Weight: 9.25Kg
- Dimensions: 350 x 160 x 160mm

PRICE EX.VAT**INDUSTRIAL****8" DUCTILE IRON BENCH VICE****JEFBVDI80QR**

- Jaw Width: 200mm
- Jaw Opening: 254mm
- Weight: 32.7Kg
- Dimensions: 680 x 280 x 320mm

**360° SWIVEL BASE****BUILT IN PIPE VICE GRIPS****PRICE EX.VAT****INDUSTRIAL****DRILL PRESS VICES**

Ideal for use on surface grinders and pillar drills, all our Jefferson drill presses come with serrated jaws for easy gripping and pre drilled holes for bench mounting.



PRODUCT	DESCRIPTION	JAW WIDTH	JAW OPENING	DIMENSIONS	WEIGHT	PRICE EX. VAT
JEFDPV4	4" Drill Press Vice	100mm	98mm	180 x 70 x 230mm	2.8kg	
JEFDPV5	5" Drill Press Vice	125mm	128mm	210 x 70 x 190mm	5.0kg	
JEFDPV6	6" Drill Press Vice	150mm	157mm	240 x 80 x 230mm	7.2kg	

BALL PEIN HAMMERS

Rounded and usually used for shaping metal and closing rivets, the ball pein hammer is the most suitable for general use. Shafts are glass-fibre and are fitted with rubber grips.



PRODUCT	DESCRIPTION	PRICE EX. VAT
JEFHP24	24oz Ball Pein Hammer	
JEFHP32	32oz Ball Pein Hammer	
JEFHP40	40oz Ball Pein Hammer	

CLAW HAMMERS

The most popular type of hammer for general work, fitted with a glass-fibre shaft and rubber grips. The claw can be used to lever up floorboards or other jobs where a lever is required.



PRODUCT	DESCRIPTION	PRICE EX. VAT
JEFHC16	16oz Claw Hammer	
JEFHC20	20oz Claw Hammer	

CLUB HAMMERS

Sometimes called a lump hammer, it has a double faced head, and is useful for light demolition work, driving steel chisels and masonry nails. As debris is likely to fly, the wearing of safety glasses and working gloves is recommended. Available in 2.5lb and 4.0lb (1.3kg - 1.8kg). Shafts are glass-fibre and are fitted with rubber grips.



PRODUCT	DESCRIPTION	PRICE EX. VAT
JEFHC25	2.5lb Club Hammer	
JEFHC4	4lb Club Hammer	

SLEDGE HAMMERS

Shafts are glass-fibre and fitted with rubber grips. Swing like an axe for heavier jobs, such as driving in stakes and breaking up concrete, stone or masonry. Use just the weight of the head for lighter jobs.



PRODUCT	DESCRIPTION	PRICE EX. VAT
JEFHS4	4lb Mini Sledge Hammer	
JEFHS7	7lb Sledge Hammer	
JEFHS10	10lb Sledge Hammer	
JEFHS12	12lb Sledge Hammer	
JEFHS14	14lb Sledge Hammer	

4.5LB FELLING AXE

JEFHA45



- Head Weight: 4.5lb / 2.0kg
- Handle Length: 820mm

PRICE EX. VAT

6.5LB MAUL AXE

JEFHAM3



- Head Weight: 6.5lb / 3.0kg
- Handle Length: 825mm

PRICE EX. VAT

1.25LB HATCHET

JEFHA125



- Head Weight: 1.25lb / 0.6kg
- Handle Length: 320mm

PRICE EX. VAT

GENUINE HICKORY HANDLE HAMMER RANGE

BALL PEIN HAMMERS

Manufactured from fine grain high carbon steel. Drop forged head, heat treated, induction hardened & tempered, head and cheeks polished. Fitted with genuine hickory handles.

GENUINE HICKORY HANDLES

DROP FORGED HEAD, HEAT TREATED, INDUCTION HARDENED & TEMPERED



	PRODUCT	DESCRIPTION	OVERALL SHAFT LENGTH	PRICE EX. VAT
1	JEFHPHC24	24oz Ball Pein Hammer	375mm	
2	JEFHPHC32	32oz Ball Pein Hammer	400mm	
3	JEFHPHC40	40oz Ball Pein Hammer	425mm	

CLUB HAMMERS

Ideal for light demolition work, these Hickory Club Hammers are complete with a drop forged, carbon steel head and premium hickory shaft.



	PRODUCT	DESCRIPTION	OVERALL SHAFT LENGTH	PRICE EX. VAT
1	JEFHIHC25	2.5lb Club Hammer	265mm	
2	JEFHIHC4	4lb Club Hammer	265mm	

SLEDGE HAMMERS WITH HICKORY HANDLES

Ideal for those tough, more industrial and stubborn applications, our Hickory Handle Sledge Hammers have been ideally designed with a drop forged, carbon steel head and a premium hickory shaft.



	PRODUCT	DESCRIPTION	OVERALL SHAFT LENGTH	PRICE EX. VAT
1	JEFHIHS10	10lb Sledge Hammer	910mm	
2	JEFHIHS12	12lb Sledge Hammer	910mm	
3	JEFHIHS14	14lb Sledge Hammer	910mm	

85 PIECE MECHANICS TOOL SET

NEW!

PAGE 136



4.5LB MAUL AXE

JEFHIHAM45



Complete with a hickory handle, the Jefferson splitting maul axe is a robust, heavy duty, long handled axe, ideal for splitting wood along its grain. The hammer head includes a sledge hammer on one side with an axe on the other.

• Overall shaft length: 910mm

PRICE EX. VAT

36" JUMBO PRY BAR - 25° OFFSET**NEW!****JEFBARPR36**


- Hardened steel with powder coated finish
- Size: 36", 900mm, 25° offset



PRICE EX.VAT

HEAVY DUTY 36" JUMBO PRY BAR - 30° OFFSET**JEFBARP36HD**


- Size: 36", 915mm, 30° offset



PRICE EX.VAT

**HEAVY DUTY 48" JUMBO PRY BAR - 30° OFFSET****JEFBARP48HD**


- Size: 48", 1220mm, 30° offset



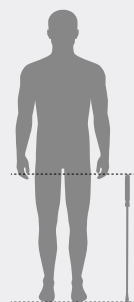
PRICE EX.VAT

**HEAVY DUTY JUMBO 4 PIECE PRY BAR SET****JEFBARPS04J**

- Sizes: 16 x 900mm (Straight),
16 x 900mm (30°),
16 x 600mm (70°),
16 x 600mm (90°)



PRICE EX.VAT



4 PIECE PRY BAR SET

JEFBARPS04

- Manufactured from drop forged Chrome Vanadium tempered steel
- Blackened finish for improved durability
- Classic handles with comfortable contoured grip
- Fabricated using impact resistant materials
- Contoured Grips
- Sizes: 200mm, 300mm, 450mm, 600mm



PRICE EX.VAT

HEAVY DUTY 4 PIECE HAMMER CAP PRY BAR SET

JEFBARPS04HD

- Heavy-duty, angled shafts, manufactured from Chrome Molybdenum steel with blackened finish.
- Each fitted with textured comfort grip handle and hammer cap.
- Size x length:
6 x 200mm, 8 x 300mm, 11 x 460mm, 11 x 610mm



PRICE EX.VAT

60" BENT DIGGING BAR

JEFBARDG60

- Hardened and tempered steel bar
- Powder coated finish
- Angled chisel end and square point end
- Size x length: 25 x 1500mm




NEW!

PRICE EX.VAT

BREAKER BARS

With a hardened Chrome Vanadium finish, our Jefferson Power and Breaker Bars are the ideal workshop accessory, with long slim chrome finish handles and fully replaceable knuckle joints available.


INDUSTRIAL

	PRODUCT	DESCRIPTION	PRICE EX. VAT
	JEFBRKBAR450-1-2	Industrial Breaker Bar 1/2" Sq Drive 450mm	
1	JEFBRKBAR600-1-2	Industrial Breaker Bar 1/2" Sq Drive 600mm	
2	JEFFLXHND1-2A	1/2" 450mm Flexible Handle Power Bar	
3	JEFBRKBRKJ450	Replacement Knuckle Joints 450mm	
4	JEFBRKBRKJ600	Replacement Knuckle Joints 600mm	

24 PIECE 1/4" SOCKET SET**JEFSOC009****Set Includes**

- 1x 1/4" Extension Bar (50mm)
- 1x 1/4" Square Drive Ratchet Wrench (45 Teeth)
- 11x 1/4" Drive Sockets: 4, 5, 6, 7, 8, 9, 10, 11, 12, 13, 14mm
- 5x Hex-Plus: 3, 4, 5, 6, 8mm
- 6 x 1/4" Torx Security: T10, T15, T20, T25, T30, T40



PRICE EX.VAT

20 PIECE 3/8" SOCKET SET**JEFSOC010****Set Includes**

- 1x 3/8" Extension Bar (125mm)
- 1x 3/8" Square Drive Ratchet Wrench (45 Teeth)
- 18 x 3/8" Square Drive Sockets: 6mm, 7mm, 8mm, 9mm, 10mm, 11mm, 12mm, 13mm, 14mm, 15mm, 16mm, 17mm, 18mm, 19mm, 20mm, 21mm, 22mm, 24mm



PRICE EX.VAT

12 PIECE 1/2" SOCKET SET**JEFSOC011****Set Includes**

- 1x 1/2" Extension Bar (125mm)
- 1x 1/2" Square Drive Ratchet Wrench (45 Teeth)
- 10x 1/2" Square Drive Sockets: 10mm, 12mm, 13mm, 14mm, 16mm, 17mm, 18mm, 19mm, 21mm, 24mm



PRICE EX.VAT

52 PIECE 1/4" DRIVE SOCKET SET**JEFSOC012**

- 72 Tooth Ratchet Gear
- 13 x 1/4" Dr. Socket including: 4, 4.5, 5, 5.5, 6, 7, 8, 9, 10, 11, 12, 13, 14mm
- 7 x 1/4" Dr. Deep Socket including: 6, 7, 8, 10, 11, 12, 13mm
- 21 x 1/4" Dr. Bit Sockets including: T10, 15, 20, 25, 30, 40, H3, 4, 5, 6, 7, 8, PH1, 2, 3, PZ1, 2, 3, SL4, 5.5, 7
- 2 x 1/4" Dr. Extension Bar: 50mm & 100mm
- 1 x 1/4" Dr. Spinner Handle
- 1 x 1/4" Dr. Socket including: Universal Joint
- 1 x 1/4" Dr. Bit Adaptor
- 1 x 1/4" Dr. Flexible Extension bar 150mm
- 1 x 1/4" Dr. Ratchet Wrench 72T
- 3 x Hex Key Wrench 1.5-2-2.5mm
- 1 x T-Sliding handles
- Chrome Vanadium

**INDUSTRIAL**

PRICE EX.VAT

35 PIECE 3/8" DRIVE SOCKET SET**JEFSOC013**

- 1 x 72 Tooth Ratchet Gear
- 17 x 3/8" Dr. Sockets: 6, 7, 8, 9, 10, 11, 12, 13, 14, 15, 16, 17, 18, 19, 21, 22, 24mm
- 5 x 3/8" Deep Sockets: 8, 10, 13, 17, 19mm
- 7 x Hex Dr. Sockets: 3, 4, 5, 6, 7, 8, 10mm
- 2 x Spark Plug Sockets: 16, 24mm
- 2 x 3/8" Dr. Extension Bar: 75mm, 250mm
- 1 x 3/8" Dr. Sliding Head: 250mm
- 2 x 3/8" Dr. Spark plug socket: 16mm, 21mm
- 1 x 3/8" Dr. Universal Joint

**INDUSTRIAL**

PRICE EX.VAT

24 PIECE 1/2" SOCKET SET

JEFSOC015

- 72 Tooth Ratchet Gear
- 17 x 1/2" Dr. Socket including: 8, 10, 11, 12, 13, 14, 15, 16, 17, 18, 19, 21, 22, 24, 27, 30, 32mm
- 2 x 1/2" DR. Extension Bar: 75mm, 250mm
- 1 x 1/2" DR. Sliding head: 1/2" (M) x 3/8" (F)
- 2 x 1/2" DR. Spark plug socket: 16mm, 21mm
- 1 x 1/2" DR. Universal Joint
- 1 x 1/2" DR. Ratchet Wrench: 72T
- Chrome Vanadium


INDUSTRIAL


PRICE EX.VAT

34 PIECE 1/2" SOCKET SET

JEFSOC014

- 72 Tooth Ratchet Gear
- 26 x 1/2" Dr. Socket including: 8, 9, 10, 11, 12, 13, 14, 15, 16, 17, 18, 19, 20, 21, 22, 23, 24, 25, 26, 27, 28, 29, 30, 32, 34 and 36mm
- 3 x 1/2" extension bar: 75mm, 125mm and 250mm
- 1 x Dr. Sliding head: 1/2" (M) x 3/8" (F)
- 1 x Universal joint 1/2"
- 1 x F Handles: 380mm
- 1 x 1/2" Dr. ratchet handles:
- 2 x 1/2" Dr. spark plug: 16mm and 21mm
- Chrome Vanadium


INDUSTRIAL


PRICE EX.VAT

94 PIECE 1/4" & 1/2" SOCKET SET

JEFSOC016

- 72 Tooth Ratchet Gear
- 17 x Sockets 1/4": 4, 4.5, 5, 5.5, 6, 7, 8, 9, 10, 11, 12, 13, 14 mm
- 8 x Long sockets 1/4": 6, 7, 8, 9, 10, 11, 12, 13 mm
- 6 x socket bits 1/4": T8, T10, T15, T20, T25, T30
- 4 x socket bits 1/4": H3, H4, H5, H6
- 3 x socket bits 1/4": SL4, SL5.5, SL7mm
- 2 x socket bits 1/4": PH1, PH2
- 2 x socket bits 1/4": PZ1, PZ2
- 3 x Hex wrenches: 1.5, 2, 2.5, 3mm
- 2 x Extensions 1/4": 50 and 100mm
- 1 x Universal joint 1/4"
- 1 x T-type handle 1/4": 115mm
- 1 x Spinner handle 1/4": 150mm
- 1 x Flexible extension 1/4": 150mm
- 1 x Adapter 1/4": 30mm
- 1 x Ratchet handle 1/4" (72 teeth)
- 1/2" Drive sockets and extensions:
- 17 x Sockets 1/2": 10, 11, 12, 13, 14, 15, 16, 17, 18, 19, 20, 21, 22, 24, 27, 30, 32mm
- 4 x Long sockets 1/2": 14, 15, 17, 19mm
- 2 x Sockets 1/2" for spark plugs: 16, 21mm
- 2 x Extensions 1/2": 125, 250mm
- 1 x Holder 1/2" for bits: 5/16"
- 1 x Universal joint 1/2"
- 1 x Adapter
- 1 x Ratchet handle 1/2" (72 teeth)
- 4 x Bits 5/16" 30mm: H8 / H10 / H12 / H14
- 4 x Bits 5/16" 30mm: T40 / T45 / T50 / T55
- 3 x Bits 5/16" 30mm: SL8 / SL10 / SL12mm
- 2 x Bits 5/16" 30mm: PH3/ PH4
- Chrome Vanadium


INDUSTRIAL


PRICE EX.VAT

14 PIECE 3/4" TRUCK SOCKET SET

JEFSOC005

- 10 x sockets: 22mm, 24mm, 27mm, 30mm, 32mm, 36mm, 38mm, 41mm, 46mm, 50mm
- 1 x drive ratchet handle: 3/4" 500mm
- 2 x extension bar: 100mm, 200mm
- 1 x sliding t-bar: 455mm
- Complete in a metal storage case



INDUSTRIAL

PRICE EX.VAT



21 PIECE 3/4" TRUCK SOCKET SET

JEFSOC006

- 16 x sockets: 19mm, 21mm, 22mm, 23mm, 24mm, 26mm, 27mm, 29mm, 30mm, 32mm, 35mm, 36mm, 38mm, 41mm, 46mm, 50mm
- 1 x 1-24t extendable ratchet handle: 495-770mm
- 3 x extension bar: 100mm, 200mm, 400mm
- 1 x sliding t-bar: 450mm
- Complete in a metal storage case



INDUSTRIAL

PRICE EX.VAT



22 PIECE 1" TRUCK SOCKET SET

JEFSOC007

- 17 x sockets: 36mm, 38mm, 41mm, 46mm, 50mm, 54mm, 55mm, 58mm, 60mm, 63mm, 65mm, 67mm, 70mm, 71mm, 75mm, 77mm, 80mm
- 1 x detachable pear ratchet head with flip reverse
- 1 x ratchet head handle: 550mm
- 2 x extension bar: 200mm, 400mm
- 1 x sliding t-bar
- Complete in a metal storage case



INDUSTRIAL

PRICE EX.VAT



NEW!

10 STEP TELESCOPIC LADDER

PAGE 76


compact design for easy storage



HEAVY DUTY SOCKET RATCHETS

Each Socket Ratchet Features:

- 48 Teeth
- Chrome Vanadium Finish
- Comfort grip handle
- Flip-reverse action
- Quick release mechanism



PRODUCT	DESCRIPTION	PRICE EX. VAT
JEFSOCRAT1-4	1/4" 48T Socket Ratchet	
JEFSOCRAT3-8	3/8" 48T Socket Ratchet	
JEFSOCRAT1-2	1/2" 48T Socket Ratchet	

INDUSTRIAL SOCKET RATCHETS

Each Socket Ratchet Features:

- 72 Teeth
- Chrome vanadium mirror polish finish
- Hardened Steel
- Reversible with quick release mechanism



REPAIR KITS AVAILABLE


INDUSTRIAL

PRODUCT	DESCRIPTION	PRICE EX. VAT
JEFSOCRIN1-4	1/4" 72T Socket Ratchet	
JEFSOCRIN3-8	3/8" 72T Socket Ratchet	

3/4" 24T SOCKET RATCHET EXTENDABLE

JEFSOCRAT3-4EX

- 24 Teeth
- Heavy duty chrome vanadium finish
- Extendable from 495mm to 770mm



FULLY EXTENDED 770MM

REPAIR KIT AVAILABLE




CLOSED 495MM

INDUSTRIAL

PRICE EX. VAT

3/4" 24T SOCKET RATCHET

JEFSOCRAT3-4



770MM

REPAIR KIT AVAILABLE



- 24 Teeth
- Chrome vanadium mirror polish finish

- Hardened Steel
- Reversible with quick release mechanism

INDUSTRIAL

PRICE EX. VAT

1" 24T PEAR STYLE SOCKET RATCHET

JEFSOCRIN1-0



600MM

REPAIR KIT AVAILABLE



- 24 Teeth
- Chrome vanadium mirror polish finish

- Hardened Steel
- Reversible with quick release mechanism

INDUSTRIAL

PRICE EX. VAT

20 PIECE TAP & DIE SET**JEFTAPDSAL20M**

- 9x Dies M3 - M12
- 9x Tap M3 - M12
- 1x Die stock M25
- 1x Adjustable tap wrench M3-M12
- Supplied in a protective plastic case

**NEW!**

PRICE EX.VAT

40 PIECE TAP & DIE SET**JEFTAPDSAL40M**

- 16x Dies M3 - M12
- 16x Taps M3 - M12
- 1x NPT Die 1/8-27
- 1x NPT Tap 1/8-27
- 1x Tap wrench
- 1x T-handle wrench
- 1x Screwdriver
- 1x Screw pitch gauge
- 1x Tap wrench 1x die holder (1" outer diameter)
- 1x Protective blow moulded carry case
- Manufactured from heat treated steel alloy
- Ideal for cutting threads on mild steel and aluminium



PRICE EX.VAT

45 PIECE METRIC TAP & DIE SET**JEFTAPDSTU45M**

- Tungsten alloy
- Metric coarse & fine sizes
- Precision machined tungsten alloy steel taps and dies
- Split dies to facilitate the fine adjustment of core diameter
- Supplied in a heavy-duty carry-case
- Taps & Dies: 6 x 1, 6 x 0.75, 8 x 1.25, 8 x 1, 10 x 1.25, 10 x 1.5, 12 x 1.5, 12 x 1.75, 14 x 1.5, 14 x 2, 16 x 1.5, 16 x 2, 18 x 1.5, 18 x 2.5, 20 x 1.5, 20 x 2.5, 22 x 1.5, 22 x 2.5, 24 x 1.5, 24 x 3mm
- Sliding jaw type tap wrench and T-bar type tap wrench
- Steel die holder with knurled screws
- Spacer
- Screwdriver

**INDUSTRIAL**

PRICE EX.VAT

INDIVIDUAL COMBINATION SPANNERS

- Drop forged steel finish



PRODUCT	DESCRIPTION	PRICE EX. VAT
JEFCST06	6mm Cold Stamped Spanner	
JEFCST07	7mm Cold Stamped Spanner	
JEFCST08	8mm Cold Stamped Spanner	
JEFCST09	9mm Cold Stamped Spanner	
JEFCST10	10mm Cold Stamped Spanner	
JEFCST11	11mm Cold Stamped Spanner	
JEFCST12	12mm Cold Stamped Spanner	
JEFCST13	13mm Cold Stamped Spanner	
JEFCST14	14mm Cold Stamped Spanner	
JEFCST15	15mm Cold Stamped Spanner	
JEFCST16	16mm Cold Stamped Spanner	
JEFCST17	17mm Cold Stamped Spanner	
JEFCST18	18mm Cold Stamped Spanner	
JEFCST19	19mm Cold Stamped Spanner	

PRODUCT	DESCRIPTION	PRICE EX. VAT
JEFCST20	20mm Cold Stamped Spanner	
JEFCST21	21mm Cold Stamped Spanner	
JEFCST22	22mm Cold Stamped Spanner	
JEFCST23	23mm Cold Stamped Spanner	
JEFCST24	24mm Cold Stamped Spanner	
JEFCST25	25mm Cold Stamped Spanner	
JEFCST26	26mm Cold Stamped Spanner	
JEFCST27	27mm Cold Stamped Spanner	
JEFCST28	28mm Cold Stamped Spanner	
JEFCST30	30mm Cold Stamped Spanner	
JEFCST32	32mm Cold Stamped Spanner	

JEFFERSON INDIVIDUAL SPANNERS ARE CHROME VANADIUM, DROP FORGED STEEL FINISHED AND ARE MANUFACTURED TO DIN STANDARD 3113

10 PIECE STUBBY SPANNER SET

JEFCSS10ST

- Set includes sizes: 10, 11, 12, 13, 14, 15, 16, 17, 18, 19mm
- Complete with handy storage pouch



PRICE EX.VAT

12 PIECE COMBINATION SPANNER SET

JEFCSS12

- Set includes sizes: 6, 7, 8, 9, 10, 11, 12, 13, 15, 17, 19, 22mm
- Complete with handy storage pouch



PRICE EX.VAT

14 PIECE IMPERIAL COMBINATION SPANNER SET

JEFCSS14

- Polished head
- Satin finished handles with Fully Polished Heads
- Supplied in portable canvas storage pouch
- Corrosive resistant, heated and tempered
- Complete with handy storage pouch



• Sizes Include: 1/4, 5/16, 3/8, 7/16, 1/2, 9/16, 5/8, 11/16, 3/4, 13/16, 7/8, 15/16, 1 & 1-1/4"

PRICE EX.VAT

18 PIECE COMBINATION SPANNER SET**JEFCSS18**


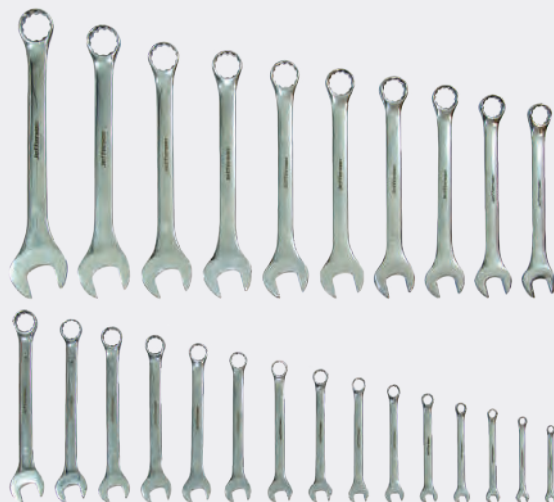
- Cold stamp with fully polished head
- Set includes sizes:
6, 7, 8, 9, 10, 11, 12, 13, 14, 15, 16,
17, 18, 19, 20, 21, 22, 24mm

**DIN 3113****PRICE EX.VAT****25 PIECE COMBINATION SPANNER SET****JEFCSS25**

- Cold stamp slim design
- Satin finish
- Fully polished head
- DIN 3113
- Set includes sizes:
6, 7, 8, 9, 10, 11, 12, 13, 14, 15,
16, 17, 18, 19, 20, 21, 22, 23,
24, 25, 26, 27, 28, 30, 32mm

**DIN 3113****PRICE EX.VAT****25 PIECE COMBINATION SPANNER SET****JEFCSS25-MP**


- Fully polished
- Complete with handy storage pouch
- Sizes include:
6, 7, 8, 9, 10, 11, 12, 13, 14, 15, 16,
17, 18, 19, 20, 21, 22, 23, 24, 25,
26, 27, 28, 30, 32mm

**PRICE EX.VAT**

50 PIECE COMBINATION SPANNER SET

JEFCSS50

- Complete with handy storage pouch
- Set includes sizes:
 - 10 x Stubby Combination Spanners: 10, 11, 12, 13, 14, 15, 16, 17, 18, 19mm
 - 5 x Double Open Ended Spanners: 6/7, 8/9, 10/11, 12/13, 14/15mm
 - 5 x Ring Spanners: 6/7, 8/9, 10/11, 12/13, 14/15mm
 - 5 x Double Sized Half Moon: 10/11, 12/13, 14/15, 16/17, 18/19 mm
 - 5 x S-Type Ring Spanners: 10/11, 12/13, 14/15, 16/17, 18/19mm
 - 20 x Combination Spanners: 6, 7, 8, 9, 10, 11, 12, 13, 14, 15, 17, 19, 20, 21, 22, 24, 25, 27, 30, 32mm



PRICE EX. VAT

6 PIECE JUMBO COMBINATION SPANNER SET

JEFCSS06

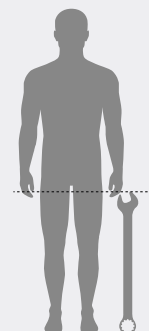
- Complete with handy storage pouch
- Hardened steel, mirror polish finish
- Set includes sizes: 34, 36, 38, 41, 46, 50mm



PRICE EX. VAT

INDIVIDUAL JUMBO COMBINATION SPANNERS

- Mirror polish finish



PRODUCT	DESCRIPTION	PRICE EX. VAT
JEFCST34	34mm Jumbo Combination Spanner	
JEFCST36	36mm Jumbo Combination Spanner	
JEFCST38	38mm Jumbo Combination Spanner	
JEFCST41	41mm Jumbo Combination Spanner	
JEFCST46	46mm Jumbo Combination Spanner	
JEFCST50	50mm Jumbo Combination Spanner	
JEFCST55	55mm Jumbo Combination Spanner	

PRODUCT	DESCRIPTION	PRICE EX. VAT
JEFCST60	60mm Jumbo Combination Spanner	
JEFCST65	65mm Jumbo Combination Spanner	
JEFCST70	70mm Jumbo Combination Spanner	
JEFCST75	75mm Jumbo Combination Spanner	
JEFCST80	80mm Jumbo Combination Spanner	
JEFCST85	85mm Jumbo Combination Spanner	

EXTRA LONG 7 PIECE DOUBLE RING FIXED/RATCHET END SPANNER SET

JEFDRSS07

- Ratchet/Fixed
- Metric




- Sizes: 8mm, 10mm, 12mm, 13mm, 14mm, 17mm, 19mm

PRICE EX.VAT

EXTRA LONG 7 PIECE DOUBLE END RING SPANNER SET

JEFDRSS07EL

- Fixed
- Extra-Long Metric




- Sizes: 8x10mm, 11x13mm, 14x15mm, 16x17mm, 18x19mm, 20x21mm, 22x24mm

PRICE EX.VAT

INDIVIDUAL RATCHET PODGER SPANNERS

- Double sided head
- Manufactured from Chrome Vanadium
- Ideal for scaffolding



PRODUCT	DESCRIPTION	PRICE EX. VAT
JEFPDR10X13	10 x 13mm Ratchet Podger Spanner	
JEFPDR13X17	13 x 17mm Ratchet Podger Spanner	
JEFPDR17X19	17 x 19mm Ratchet Podger Spanner	
JEFPDR17X21	17 x 21mm Ratchet Podger Spanner	
JEFPDR19X22	19 x 22mm Ratchet Podger Spanner	

PRODUCT	DESCRIPTION	PRICE EX. VAT
JEFPDR19X24	19 x 24mm Ratchet Podger Spanner	
JEFPDR24X27	24 x 27mm Ratchet Podger Spanner	
JEFPDR24X30	24 x 30mm Ratchet Podger Spanner	
JEFPDR27X30	27 x 30mm Ratchet Podger Spanner	
JEFPDR32X36	32 x 36mm Ratchet Podger Spanner	

INDIVIDUAL REVERSIBLE RATCHET SPANNERS

- Fully Polished
- 5° rotation
- 15° offset



PRODUCT	DESCRIPTION	PRICE EX. VAT
JEFCRRS08	8mm Reversible Ratchet Spanner	
JEFCRRS09	9mm Reversible Ratchet Spanner	
JEFCRRS10	10mm Reversible Ratchet Spanner	
JEFCRRS11	11mm Reversible Ratchet Spanner	
JEFCRRS12	12mm Reversible Ratchet Spanner	
JEFCRRS13	13mm Reversible Ratchet Spanner	

PRODUCT	DESCRIPTION	PRICE EX. VAT
JEFCRRS14	14mm Reversible Ratchet Spanner	
JEFCRRS15	15mm Reversible Ratchet Spanner	
JEFCRRS16	16mm Reversible Ratchet Spanner	
JEFCRRS17	17mm Reversible Ratchet Spanner	
JEFCRRS19	19mm Reversible Ratchet Spanner	
JEFCRRS22	22mm Reversible Ratchet Spanner	
JEFCRRS24	24mm Reversible Ratchet Spanner	

3 PIECE 4 IN 1 REVERSIBLE RATCHET SPANNER SET

JEFRSS03

- Set includes sizes:
8mm, 9mm, 10mm, 11mm, 12mm,
13mm, 14mm, 15mm, 16mm,
17mm, 18mm, 19mm
- Complete with handy inner pouch
and case cover



INSIDE



CASE COVER



PRICE EX.VAT

12 PIECE COMBINATION RATCHET SPANNER SET

JEFCRSS12

- Set includes sizes:
8mm, 9mm, 10mm, 11mm, 12mm, 13mm, 14mm, 15mm, 16mm, 17mm, 18mm, 19mm



PRICE EX.VAT

20 PIECE COMBINATION RATCHET SPANNER SET

JEFCRSS20

- Set includes sizes:
8mm, 9mm, 10mm, 11mm, 12mm, 13mm, 14mm, 15mm, 17mm, 18mm, 19mm, 21mm, 22mm, 24mm, 27mm, 30mm, 32mm
- 3 x socket adaptors: 1/4", 3/8", 1/2"



PRICE EX.VAT

8 PIECE FOLDING HEX KEY SET

JEFKYHX08F

- Torx® End, Long Handle - HRC-60
- Folding Mechanism
- Sizes Include: 1.5mm, 2.0mm, 2.5mm, 3.0mm, 4.0mm, 5.0mm, 6.0mm, 8.0mm



PRICE EX.VAT

9 PIECE TORX KEY SET

JEFKYTX09

- Sizes Include: T10, T15, T20, T25, T27, T30, T40, T45, T50



PRICE EX.VAT

9 PIECE BALL-HEX KEY SET

JEFKYHX09B

- Metric Ball End
- Long Handle
- Folding Mechanism
- Sizes includes: 1.5mm, 2.0mm, 2.5mm, 3.0mm, 4.0mm, 5.0mm, 6.0mm, 8.0mm, 10.0mm



PRICE EX.VAT

8 PIECE SCREW & STUD EXTRACTOR

JEFSCREX08HD

- Sizes: M3-M6, M6-M8, M8-M11, M11-M14, M14-M18, M18-M25, M25-M35, M35-M50



PRICE EX.VAT

NEW!

13 PIECE JUMBO BALL-HEX KEY SET

JEFKYHX13J

- Manufactured from tempered Chrome Vanadium steel with mirror finish
- Long handles with magnetic tip (featured on sizes 3mm and larger only)
- Supplied in easy-access holder for portability and safe storage
- Sizes include: 2mm (83 x 16mm), 2.5mm (90 x 18mm), 3mm (98 x 20mm), 4mm (106 x 24mm), 5mm (118 x 28mm), 6mm (137 x 32mm), 7mm (146 x 34mm), 8mm (156 x 36mm), 10mm (170 x 40mm), 12mm (207 x 45mm), 14mm (230 x 54mm), 17mm (250 x 61mm), 19mm (280 x 70mm)



PRICE EX.VAT

6 PIECE ALLOY STEEL STUD EXTRACTOR

JEFSCREX06

Manufactured from hardened chrome steel for extra durability

- 3-6mm
- 6-8mm
- 8-11mm
- 11-14mm
- 14-18mm
- 18-22mm



PRICE EX.VAT

7 PIECE SCREWDRIVER SET

JEFSDSET07

Set includes:

- 3x Slotted:
6 x 150mm
5 x 75mm
3 x 75mm
- 3x Phillips:
PH2 x 100mm
PH1 x 75mm
PH0 x 75mm
- 1x Pozzi:
PZ2 x 100mm



PRICE EX.VAT

8 PIECE VDE SCREWDRIVER SET

JEFSDSET08V

Set includes:

- 3 x Slotted:
1.2mm x 6.5mm x 150mm
1mm x 5.5mm x 125mm
0.4mm x 2.5mm x 75mm
- 3 x Phillips:
PH2 x 100mm
PH1 x 80mm
PH0 x 60mm
- 1 x Pozzi: (PZ2 x 100mm)
- 1 x Single-Pole Voltage Tester



PRICE EX.VAT



7 PIECE HAMMER THROUGH SCREWDRIVER SET

JEFSDSET07ST

Set includes:

- 4x Slotted:
8 x 125mm
5 x 75mm
5 x 100mm
6 x 100mm
- 2x Phillips:
PH1 x 75mm
PH2 x 100mm
- 1x Pozzi:
PZ2 x 100mm



PRICE EX.VAT



63 PIECE SCREWDRIVER SET

JEFSDSET63

Set includes:

- 3 x Slotted: 6x125mm, 5x100mm, 3x75mm
- 3 x Phillips: PH2x100mm, PH1x100mm, PH0x75mm
- 1 x Pozzi: PZ2x125mm
- 6 x Precision: 2.0x50mm, 2.5x50mm, PH00x50mm, PH000x50mm, T6x50mm, T8x50mm
- 2 x Offset: PH2-6mm, PH1-5mm
- 1 x Magnetize & Demagnetizer Tool
- 1 x Magnetic Holder
- 1 x Bit Driver
- 1 x ADP (25mm)
- 35 x CR-V Bits: 3mm, 4mm, 4mm, 5mm, 5mm, 6mm, 6mm (6.35 x 25mm), PH0, PH1, PH1, PH2, PH2, PH3, PH3, PZ0, PZ1, PZ1, PZ2, PZ2, PZ3, T10, T15, T20, T25, T27, T30, T35, H3, H4, H5, H6, S0, S1, S2, S3
- 9 x Sockets: 4mm, 5mm, 6mm, 7mm, 8mm (1/4"), 9mm, 10mm, 11mm, 12mm




PRICE EX.VAT

3 PIECE EXTRA LONG SCREWDRIVER SET

JEFSDS03

Set Includes:

- Pozi: PZ2 x 450mm
- Phillips: PH2 x 450mm
- Slotted: 6.0 x 450mm



450mm extra long chrome vanadium steel shafts. Hardened and tempered with satin polish finish. Shot-blasted with magnetised tips. Ergonomic contouring handles with soft grips.


PRICE EX.VAT

15 PIECE PRECISION SCREWDRIVER SET

JEFSDS15PR

Set includes:

- 3x Philips: 2.0 x 25mm T6 x 25mm
- 3x Slotted: PH00 x 25mm 2.5 x 25mm T7 x 25mm
- 1.5 x 25mm PH0 x 25mm 3.0 x 25mm T8 x 25mm
- 2.0 x 25mm PH1 x 25mm 6x Torx®: T9 x 25mm
- 2.5 x 25mm 3x Hex: T5 x 25mm T10 x 25mm




PRICE EX.VAT

66 PIECE PRECISION SCREWDRIVER SET

JEFSDS66PR


Set Includes:

- 1x Handle, 1x Bit Holder, 1x Shaft Extension
- Bits included:
 - 4x Pentalobe: 0.8mm, 2mm, 5mm, 6mm
 - 5x Phillips: 000, 00, 1, 2mm
 - 8x Slotted Flat: 1, 1.3, 1.5, 2, 2.5, 3, 3.5, 4mm
 - 4x JIS: 000, 00, 0, 1
- 2x Tri Wing: #0, #1
- 1x Triangle: 3mm
- 12x Hex: 0.7, 0.9, 1.3, 1.5, 2, 2.5, 3, 3.5, 4, 4.5, 5, 6mm
- 10x Torx®: T3, T4, T5, T6, T7, T8, T9, T10, T15, T20
- 6x Torx® Security: T7H, T8H, T9H, T10H, T15H, T20H
- 5x Square: #0, #0, #1, #1, #2
- 6x Nut Drivers: 2.5, 3, 3.5, 4, 4.5, 5mm



PRICE EX.VAT

INDIVIDUAL SCREWDRIVERS

ERGONOMIC COMFORT
RUBBER GRIP HANDLESHEX SHAFT DESIGN FOR USE
WITH SPANNERS WHICH GIVES
EXTRA TURNING POWERPHILLIPS, TORX®,
POZI & SLOTTED
TYPES AVAILABLE

HAMMER THROUGH SCREWDRIVERS

SOLID STEEL SHAFT

HEAVY DUTY
STRIKING CAP

PRODUCT	DESCRIPTION	PRICE EX. VAT
JEFSDSL06-038	6.0 x 38mm Slotted Screwdriver NON STRIKING	
JEFSDSL03-075	3.0 x 75mm Slotted Screwdriver NON STRIKING	
JEFSDST05-075	5.0 x 75mm Striking Screwdriver	
JEFSDST06-150	6.0 x 150mm Striking Screwdriver	
JEFSDSTPH3-150	PH3 x 150mm Striking Screwdriver	

SCREWDRIVER LED LIGHT

JEFSDLIGHT

- Quick-fitting mechanism allows LED light to be attached to any standard screwdriver blade
- Bright LED bulb illuminates poorly lit working environments and restricted areas



PRICE EX.VAT

PRODUCT	DESCRIPTION	PRICE EX. VAT
JEFSDRPH0-075	PH0 x 75mm Screwdriver (Phillips Type)	
JEFSDRPH0-100	PH0 x 100mm Screwdriver (Phillips Type)	
JEFSDRPH1-075	PH1 x 75mm Screwdriver (Phillips Type)	
JEFSDRPH2-100	PH2 x 100mm Screwdriver (Phillips Type)	
JEFSDRPH3-150	PH3 x 150mm Screwdriver (Phillips Type)	
JEFSDRTX10-075	T10 x 75mm Screwdriver (Torx Type)	
JEFSDRTX20-100	T20 x 100mm Screwdriver (Torx Type)	
JEFSDRPZ1-100	PZ1 x 100mm Screwdriver (Pozi Type)	
JEFSDRPZ2-100	PZ2 x 100mm Screwdriver (Pozi Type)	
JEFSDRSL03-075	3.0 x 75mm Screwdriver (Slotted Type)	
JEFSDRSL03-100	3.0 x 100mm Screwdriver (Slotted Type)	
JEFSDRSL04-100	4.0 x 100mm Screwdriver (Slotted Type)	
JEFSDRSL05-075	5.0 x 75mm Screwdriver (Slotted Type)	
JEFSDRSL05-100	5.0 x 100mm Screwdriver (Slotted Type)	
JEFSDRSL05-150	5.0 x 150mm Screwdriver (Slotted Type)	
JEFSDRSL06-100	6.0 x 100mm Screwdriver (Slotted Type)	

BRASS PADLOCKS

- Each padlock includes 3 keys
- Features brass cylinder with twin bar locking mechanism

NEW!

KEYED ALIKE

	PRODUCT	DESCRIPTION	PRICE EX. VAT
1	JEFPADL01-40	40mm Brass Padlock	
2	JEFPADL01-50	50mm Brass Padlock	
3	JEFPADL01-60	60mm Brass Padlock	
4	JEFPADL01-60TW	60mm Twin Brass Padlocks	

TOOL RUCKSACK


JEFBAGT01

- Strong and durable 1680D material
- Four zipped compartments
- Internal pen/notepad holders and laptop compartment


PRICE EX.VAT

5 TRAY CANTILEVER TOOL BOXES

- Steel box
- Dimensions: 541 x 213 x 221mm
- Accepts padlock for extra security
- Carry handle
- Heavy duty
- 5 sections
- Fold out design



	PRODUCT	DESCRIPTION	PRICE EX. VAT
1	JEFTB505HV	5 Tray Cantilever Tool Box - High Visibility	
2	JEFTB505	5 Tray Cantilever Tool Box	

85 PIECE MECHANICS TOOL SET**NEW!****JEFTB085-ME**

- JEFTB505 - 5 Tray Cantilever Toolbox
- Accepts padlock for extra security
- Carry handle
- Heavy duty
- 5 sections
- Fold out design
- Dimensions: 541 x 213 x 221mm

**1**

- 17x 1/2" Drive sockets including:
10, 11, 12, 13, 14, 15, 16, 27, 19, 20,
21, 22, 23, 24, 27, 30, 32mm
- 1x 1/2" Drive ratchet wrench

2

- 1x Retractable safety knife
- 10x Knife blades
- 1x 6" Long nose pliers
- 1x 6" Lineman pliers
- 1x 9 piece hex key set
Sizes: 1.5 - 10mm

3

- 1x 10" Locking pliers
- 1x 10" Groove joint pliers
- 1x 5m Tape measure
- 1x Ball pein hammer
- 11x Combination spanners including:
6, 7, 8, 10, 11, 12, 13, 14, 15, 17, 19mm

4

- 5x Screwdrivers including:
SL5x75mm, SL6x100mm, SL8x150mm,
PH1x75mm, PH2x100mm

5

- 12x 1/4" Drive sockets including:
4, 4.5, 5, 5.5, 6, 7, 8, 9, 10, 11, 12, 13mm
- 6x 1/4" Socket bits including:
PH1, PH2, PZ1, PZ2, SL5.5, SL7
- 1x 1/4" Drive extension bar: 4"
- 2x 1/2" Drive extension bars including:
5", 10"
- 1x 1/2" Drive universal joint
- 1x 1/2" Drive 3-way adaptor
- 1x 1/4" Drive extension spinner handle

**PRICE EX.VAT**

150 PIECE TOOL SET

KIT-JEFTB-011

- JEFTBX06A - 6 Drawer Top Chest Red
- Maximum storage load: 70kg
- Chest dimensions (W x H x D): 660 x 380 x 300mm



NEW!

1

- 7" Combination Pliers
- 6" Diagonal Cutting Pliers
- 8" Long Nosed Pliers

2

52 Piece 1/4" Socket Set

- 72 Tooth Ratchet Gear
- 13 x 1/4" Dr. Socket including: 4, 4.5, 5, 5.5, 6, 7, 8, 9, 10, 11, 12, 13, 14mm
- 7 x 1/4" Dr. Deep Socket including: 6, 7, 8, 10, 11, 12, 13mm
- 21 x 1/4" Dr. Bit Sockets including: T10, 15, 20, 25, 30, 40, H3, 4, 5, 6, 7, 8, PH1, 2, 3, PZ1, 2, 3, SL4, 5.5, 7
- 2 x 1/4" Dr. Extension Bar: 50mm & 100mm
- 1 x 1/4" Dr. Spinner Handle
- 1 x 1/4" DR. Universal Joint
- 1 x 1/4" Dr. Bit Adaptor
- 1 x 1/4" DR. Flexible Extension bar 150mm
- 1 x 1/4" Dr. Ratchet Wrench 72T
- 3 x Hex Key Wrench 1.5-2-2.5mm
- 1 x T-Sliding handles

3

- 9 Piece Ball-Hex Key Set
- Sizes include: 1.5mm, 2.0mm, 2.5mm, 3.0mm, 4.0mm, 5.0mm, 6.0mm, 8.0mm, 10.0mm
- Digital Vernier Calipers

4

- 8" Adjustable Wrench
- High Vis Green Utility Knife
- 12" Professional Hacksaw
- 10" Curved Jaw Vice Grips
- 5m Professional Measuring Tape
- 32oz Ball Pein Hammer

5

- 12 Combination Spanners
- Sizes include: 6, 7, 8, 9, 10, 11, 12, 13, 15, 17, 19, 22mm
- 10" Water Pump Pliers
- 7 Screwdrivers
- Sizes include: 3x Slotted: 6 x 150mm, 5 x 75mm, 3 x 75mm
- 3x Phillips: PH2 x 100mm, PH1 x 75mm, PH0 x 75mm
- 1x Pozzi: PZ2 x 100mm

6

35 Piece 3/8" Socket Set

- 1 x 72 Tooth Ratchet Gear
- 17 x 3/8" Dr. Sockets: 6, 7, 8, 9, 10, 11, 12, 13, 14, 15, 16, 17, 18, 19, 21, 22, 24mm
- 5 x 3/8" Deep Sockets: 8, 10, 13, 17, 19mm
- 7 x Hex Dr. Sockets: 3, 4, 5, 6, 7, 8, 10mm
- 2 x Spark Plug Sockets: 16, 24mm
- 2 x 3/8" Dr. Extension Bar: 75mm, 250mm
- 1 x 3/8" Dr. Sliding Head: 250mm
- 2 x 3/8" Dr. Spark plug socket: 16mm, 21mm
- 1 x 3/8" Dr. Universal Joint

24 Piece 1/2" Socket Set

- 72 Tooth Ratchet Gear
- 17 x 1/2" Dr. Socket including: 8, 10, 11, 12, 13, 14, 15, 16, 17, 18, 19, 21, 22, 24, 27, 30, 32mm
- 2 x 1/2" DR. Extension Bar: 75mm, 250mm
- 1 x 1/2" DR. Sliding head: 1/2" (M) x 3/8" (F)
- 2 x 1/2" DR. Spark plug socket: 16mm, 21mm
- 1 x 1/2" DR. Universal Joint
- 1 x 1/2" DR. Ratchet Wrench: 72T

1



2



3



4



5



6



PRICE EX.VAT

16 PIECE BENCH TOP STORAGE BIN SYSTEM

JEFBIN16TB

- Magnetic top bar tool holder with 5kg capacity
- Heavy Duty frame
- Multi-functional and easy to assemble
- Overall Capacity: 25kg

Includes:

- 12x Small Bins (Red); dimensions: 163 x 104 x 74mm; capacity: 1kg
- 4 x Large Bins (Blue); Dimensions: 230 x 148 x 125mm; Capacity: 2kg



PRICE EX.VAT

44 PIECE WALL MOUNTED STORAGE BIN SYSTEM

JEFBIN44WL

- Two back panels let you organise the bins and accessories to suit your individual needs. Bins are stackable and can be used independently
- Overall Capacity: 36kg

Includes:

- 12 x Small Bins (Red); Dimensions: 117 x 103 x 71mm; Capacity: 1kg
- 12 x Medium Bins (Yellow); Dimensions: 163 x 103 x 72mm; Capacity: 1.5kg
- 4 x Large Bins (Blue); Dimensions: 213 x 103 x 72mm; Capacity: 2kg
- 14 x Tool Storage Accessories
- 2 x Mount Panels



PRICE EX.VAT


47 PIECE FREE STANDING STORAGE BIN SYSTEM

JEFBIN47FS

- Single sided free-standing design can be positioned against a wall to maximise available floor space
- Complete with a top tray with 8kg capacity for extra storage
- Heavy duty metal frame with black powder coated finish
- Overall Capacity: 70kg

Includes:

- 32 x Small Bins (Red); Dimensions: 163 x 104 x 74mm; Capacity: 1kg
- 15 x Large Bins (Blue); Dimensions: 230 x 148 x 125mm; Capacity: 2kg



DIAGONAL
SUPPORT BRACE
FOR ENHANCED
REINFORCEMENT



PRICE EX.VAT

94 PIECE MOBILE STORAGE BIN SYSTEM

JEFBIN94WHL

- Two-sided design facilitates split work areas or dividing types of parts
- Complete with a top tray (8kg capacity) and bottom tray (15kg capacity) for extra storage
- Mounted on four swivel wheels with two lockable wheels
- Overall Capacity: 147kg

Includes:

- 64 x Small Bins (Red); Dimensions: 163 x 104 x 74mm; Capacity: 1kg
- 30 x Large Bin (Blue); Dimensions: 230 x 148 x 125mm; Capacity: 2kg



TWO SIDED
STORAGE CAPACITY

2 X DIAGONAL
SUPPORT BRACES
FOR ENHANCED
REINFORCEMENT



PRICE EX.VAT

ALL JEFFERSON PROFESSIONAL TOOL CHESTS DRAWERS ARE LOCKABLE

TOOL CHESTS

7 + 3 DRAWER
PROFESSIONAL
TOOL CHEST

JEFTB203

- Anti-slip worktop mat
- Centralised security locking system
- Integrated ergonomic handle within the worktop
- Full-extension ball bearing drawer slides
- High strength aluminium alloy drawer pull
- 4 x heavy duty castors roll smoothly over uneven surfaces and provide a 240kg loading rate



HEAVY DUTY CASTORS

PRICE EX.VAT

7 DRAWER
PROFESSIONAL
TOOL CHEST

JEFTB202

- Centralised security locking system
- Full-extension ball bearing drawer slides
- High strength aluminium alloy drawer pull
- Anti-shock protection on all four corners
- Heavy duty castors roll smoothly over uneven surfaces and provide a 400kg loading rate



HEAVY DUTY CASTORS

PRICE EX.VAT

7 DRAWER
PROFESSIONAL
TELESCOPIC
TOOL CHEST

JEFTB201

- Full-extension drawers with automatic locking system and ball-bearing slides
- 4 x 125mm diameter wheels (2 fixed, 2 castors)
- Integrated ergonomic handle
- A telescopic back wall and lockable shutter cabinet provide an extension space for storage
- Side perforated panels to hang tools and accessories

TELESCOPIC BACK WALL AND
LOCKABLE SHUTTER CABINETGALVANIZED
STEEL
WORKTOP

HEAVY DUTY CASTORS WITH 1 LOCKABLE CASTOR

PRICE EX.VAT

NEW!

PLUGS &
SOCKETSincludes wall-mounted
plugs & socketsPAGE
101

7 + 3 DRAWER PROFESSIONAL TOOL CHEST WITH 173 TOOLS

JEFTB203-173TK

- 1/2" Socket: 10,11,12,13,14,15,16,17,18, 19,21,22, 23,24,27,30,32mm
- 1/4" Socket: 4,4.5,5,5.5,6,7,8,9,10,11,12, 13,14mm
- 1/4" Socket: 4,4.5,5,5.5,6,7,8,9,10,11,12, 13,14mm
- 1/4" Deep Socket: 5,6,7,8,9,10,11,12,13mm
- 25mm 1/4" Bit Socket: T8,10,15,20,25,27,30,40; PH1,2,3; PZ1,2,3; SL4,5,5,7; H3,4,5,6,7,8mm
- Hex key: 1.5,2,2.5,3,4,5,5.5,6,8,10mm
- Double Ring Wrench: 6-7mm, 8-9mm, 10-11mm, 12-13mm, 14-15mm, 16-17mm, 18-19mm, 20-22mm
- Combination wrench: 6,7,8,9,10,11,12,13, 14,15,16,17,18,19,20,21,22mm
- Hex Key: 2*100mm, 2.5*100mm, 3*100mm, 4*150mm, 5*150mm, 6*150mm
- Hex key: 2,2.5,3,4,5,6,8mm
- 1/2" Universal joint: 1/2"



- Sliding bar: 1/2"
- 1/2" Extension bar: 125mm & 250mm
- Ratchet handle: 1/2"
- 1/4" Universal joint: 1/4"DR.
- Sliding bar: 1/4"DR.
- 1/4" Extension bar: 1/4"DR. 50-100mm
- Ratchet handle: 1/4"
- Spinner Handle: 1/4"
- Screwdriver: 16-21
- Screwdriver: 8"
- Precision screwdriver: SL1.4-2-2.4-3; PH0,00,1"
- Screwdriver: 3x75,4x100,5.5x125,6.5x150; PH1x100,PH2x100

- Combination pliers: 8"
- Long Nose Pliers: 8"
- Diagonal Cutting Pliers: 7.5"
- Lock Grip Pliers: 10"
- Water Pump Pliers: 10"
- Machinist's hammer: 500G
- Mallet: 40mm



PROFESSIONAL

PRICE EX.VAT


7 DRAWER PROFESSIONAL TOOL CHEST WITH 146 TOOLS

JEFTB202-146TK

- 1/4" Socket: 4,4.5,5,5.5,6,7,8,9,10,11,12,13,14mm
- 1/4" Deep socket: 4,5,5.5,6,7,8,9,10mm
- 1/4" E-socket: E4,E5,E6,E7,E8
- 1/4" Dr. Sliding bar: 115mm
- 1/4" Extension bar: 50-100mm
- Spinner handle: 1/4" Dr.
- 1/2" Socket: 9,10,11,12,13,14,15,17,19,20, 21,22,23,24,25,27,30,32mm
- 1/2" Deep socket: 12,13,14,15,17,19,22mm
- 1/2" E-socket: E10,E11,E12,E14,E16
- 1/2" Dr. Sliding bar: 250mm
- 1/2" Extension bar: 125-250mm
- Universal Joint: 1/2"Dr., 1/4"Dr.
- Ratchet Handle: 1/2"Dr., 1/4"Dr.
- Spark plug socket: 16,21mm
- Bit Socket: H 3,4,5,6,8 SL 4,5,5,7 PH 1,2 PZ 1,2 T 8,10,15,20
- T-handle Hex Key: 2*100mm,2.5*100mm, 3*100mm 4*150mm,5*150mm,6*150mm
- Combination Wrenches: 8,9,10,11,12,13,14, 15,16,17,18,19,20,21,22mm



- Ratchet Combination Wrenches: 8,9,10,11,12,13,14,17,19mm
- Adjustable Wrenches: 8"
- Screwdriver: SL 6*38,5*75mm,3*75,4*100,5*100,6*125,8*150 PH 2*38,0*75,1*100,2*100,1*125,2*150,3*150 T10*75mm,T15*75mm,T20*100mm,T25*125mm, T27*150mm,T30*150mm,T40*200mm
- Machinist's hammer: 500g
- Mallet: 40mm
- Chisel: 3*10*150mm,4*10*150mm,5*10*150mm, 6*10*150mm,3*10*150mm, 15*12*150mm,21*16*200mm
- Combination Pliers: 8"
- Diagonal Cutting Pliers: 7.5"
- Long nose Pliers: 8"
- Water pump Pliers: 10" D4
- Pick Up Tool: 25"
- Measuring Tap: 3m/10ft
- Ruler: 300mm
- Vernier Caliper: 150mm
- File: round, half round, square, triangle, flat
- Circlip Pliers: 6"



PROFESSIONAL

PRICE EX.VAT

HEAVY-DUTY TOOL CHESTS

- Ideal for garage tool storage
- Locking mechanism for added security
- Ball bearing drawer sliders for smooth operation
- Drawer liners and top mat included for tool and drawer protection

LOCKING MECHANISM
FOR ADDED SECURITY
FEATURED ON ALL MODELS



4 DRAWER TOP CHEST

JEFTBX04A

- Maximum storage load: 90kg
- Chest Dimensions: 660 x 307 x 377mm
- Weight: 20kg



PRICE EX.VAT

6 DRAWER TOP CHEST

JEFTBX06A

- Maximum storage load: 90kg
- Chest Dimensions: 660 x 307 x 377mm
- Weight: 22kg



PRICE EX.VAT

3 DRAWER MIDDLE CHEST

JEFTBX03A

- Maximum storage load: 70kg
- Chest Dimensions: 669 x 315 x 267mm
- Weight: 14.5kg



PRICE EX.VAT

5 DRAWER MOBILE TOOL CHEST

JEFTBX05A

- Maximum storage load: 250kg
- Chest Dimensions: 680mm x 458mm x 812mm
- Weight: 44kg



4 X HEAVY DUTY
CASTOR WHEELS
INCLUDED

PRICE EX.VAT

7 DRAWER MOBILE TOOL CHEST

JEFTBX07A

- Maximum storage load: 250kg
- Chest Dimensions: 680 x 458 x 995mm
- Weight: 57.5kg



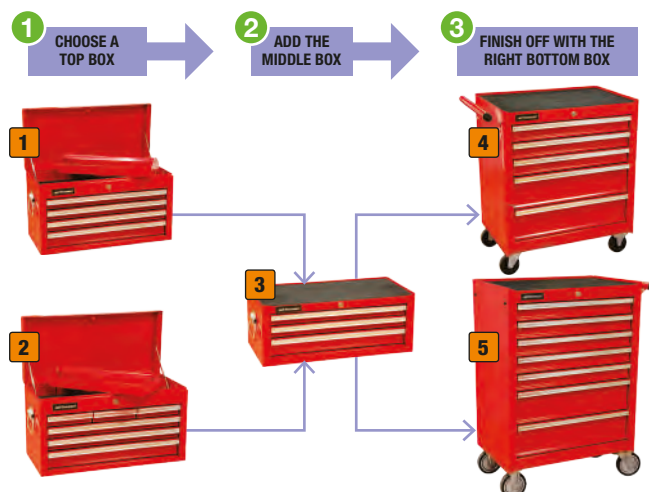
4 X HEAVY DUTY
CASTOR WHEELS
INCLUDED

PRICE EX.VAT



CHOOSING YOUR TOOL CHEST STACK IS AS EASY AS 123

ALL DRAWERS HAVE ROLLER BEARINGS WHICH
PROVIDE SMOOTH OPENING & CLOSING



*EXAMPLES OF POSSIBLE COMBINATIONS

INDUSTRIAL TOOL CHESTS

- Jefferson Industrial Tool Chests are powder coated for outstanding durability and rust resistance
- Fitted with reliable locking mechanisms and come complete with two keys
- All drawers include anti-slip liners to keep tools neat and tidy
- Roller bearing function for smooth opening and closing.
- All top boxes come complete with heavy duty gas struts for easy opening/closing and heavy duty side handles for easy lifting



ALL DRAWERS HAVE ROLLER BEARINGS WHICH PROVIDE SMOOTH OPENING & CLOSING

- JEFTB41-8T top box and JEFTB41-8B bottom box both feature lockable cabinet doors
- All bottom boxes come complete with heavy duty castor wheels and chrome handles for easy manoeuvring

INDUSTRIAL

TOP TOOL CHESTS



(LxBxH): 1028 x 435 x 495MM



(LxBxH): 1294 x 435 x 490MM



(LxBxH): 1030 x 435 x 495MM

	PRODUCT	DESCRIPTION	TB41-1M	TB52-1M	TB41-8B	TB52-13B	TB41-12B	PRICE EX. VAT
1	JEFTB41-12T	12 Drawer Top Tool Chest	✓	-	✓	-	✓	
2	JEFTB52-10T	10 Drawer Top Tool Chest	-	✓	-	✓	-	
3	JEFTB41-8T	8 Drawer Top Tool Chest	✓	-	✓	-	✓	

MIDDLE TOOL CHESTS



(LxBxH): 1033 x 440 x 170MM



(LxBxH): 1300 x 440 x 170MM

	PRODUCT	DESCRIPTION	TB52-10T	TB41-8T	TB41-8B	TB52-13B	TB41-12B	PRICE EX. VAT
4	JEFTB41-1M	Single Drawer Middle Tool Chest	-	✓	✓	-	✓	
5	JEFTB52-1M	Single Drawer Middle Tool Chest	✓	-	-	✓	-	

BOTTOM TOOL CHESTS



(LxBxH): 390 x 475 x 990MM



(LxBxH): 1130 x 465 x 990MM



(LxBxH): 1385 x 465 x 990MM



(LxBxH): 1130 x 465 x 990MM


	PRODUCT	DESCRIPTION	TB52-10T	TB41-8T	TB41-1M	TB52-1M	TB41-8B	TB16-8S	TB52-13B	TB41-12B	PRICE EX. VAT
6	JEFTB16-8S	8 Drawer Side Cabinet Tool Chest	-	-	-	-	✓	-	✓	✓	
7	JEFTB41-8B	8 Drawer Mobile Bottom Tool Chest	-	✓	✓	-	-	✓	-	-	
8	JEFTB52-13B	13 Drawer Mobile Bottom Tool Chest	✓	-	-	✓	-	✓	-	-	
9	JEFTB41-12B	12 Drawer Mobile Bottom Tool Chest	-	✓	✓	-	-	✓	-	-	

SITE SAFE TRUCK BOXES

- Two shielded locking points
- Pre-drilled holes for permanent fixing
- Heavy duty steel construction
- Integrated forklift skids
- Fitted gas struts for easy opening/closing
- Powder coated finish for exceptional quality in tough weather conditions
- Integrated handles for easy transport
- Castor sets also available for all models

INDUSTRIAL


	PRODUCT	DESCRIPTION	DIMENSIONS (LxBxH)	PRICE EX. VAT
1	JEFTB445GS	445mm High Truck Box	813 x 480 x 445mm	
2	JEFTB565GS	565mm High Truck Box	1065 x 510 x 565mm	
3	JEFTB700GS	700mm High Truck Box	1220 x 610 x 700mm	
2	JEFTB850GS	850mm High Truck Box	1220 x 760 x 850mm	


4

 UV RESISTANT -
POWDER COATED
TEXTURED FINISH


5" RUBBER HEAVY DUTY CASTOR WHEEL SET

JEFTBCASTSET

- 5" Ball-bearing rubber castor set with grease nipples (5" x 2")



PRICE EX. VAT

570MM AGRISAFE HIGH TRUCK BOX**JEFASB570**

- Steel construction
- Integrated forklift skids
- 2 x shielded locking points
- Pre-drilled fixing holes
- Tough waterproof textured powder coating
- UV ray protection
- Dimensions: 915 x 440 x 570mm
- Weight: 33.1kg



PADLOCKS
AVAILABLE
SEE PG. 135



CASTORS AVAILABLE
SEE P.144

PRICE EX.VAT

700MM AGRISAFE HIGH TRUCK BOX**JEFASB700**

- Steel construction
- Integrated forklift skids
- 2 x shielded locking points
- Pre-drilled fixing holes
- Tough waterproof textured powder coating
- UV ray protection
- Dimensions: 1220 x 610 x 704mm
- Weight: 52.3kg



PADLOCKS
AVAILABLE
SEE PG. 135



CASTORS AVAILABLE
SEE P.144

PRICE EX.VAT

HYDRAULIC HAND PUMPS



	PRODUCT	DESCRIPTION	OIL CAPACITY	DIMENSIONS	NET WEIGHT	COMPATIBLE WITH	PRICE EX. VAT
1	TUNHNDPMP	Tundra Hand Pump	1000/700cc	730x180x180mm	12kg	See Product	
2	TUNHNDPMP-700A	Tundra Hand Pump	2500/2000cc	720x155x160mm	6kg	*All Tundra Hydraulic Cylinders	
3	TUNHNDPMP-A	Tundra Hand Pump	3200/2700cc	820x180x180mm	17kg	*All Tundra Hydraulic Cylinders	
4	TUNHNDPMP-HOSE1	Tundra 1.8M Hydraulic Hose	-	-	-	-	

*ALL TUNDRA HYDRAULIC CYLINDERS INCLUDE: TUNHYDCY30-13L, TUNHYDCY50-16L, TUNHYDCY100-16L, TUNHYDCY30-54LM, TUNHYDCY50-69M, TUNHYDCY30-100, TUNHYDCY30-150, TUNHYDCY100-100

TUNDRA LOW HEIGHT HYDRAULIC CYLINDERS

- Fitted with stopping ring, this protects the cylinder when the piston comes to a stop because it absorbs the weight from the other side
- Spring loaded piston which allows for quick release
- Chrome plated cylinder wall and primary piston to prevent corrosion and reduce friction



TUNDRA® HYDRAULIC CYLINDERS PROVIDE A RELIABLE DEVICE FOR SAFELY LIFTING LARGE STRUCTURES



30 TONNE 50 TONNE 100 TONNE

	PRODUCT	DESCRIPTION	STROKE	MIN. OIL REQUIRED	CLOSED HEIGHT	EXTENDED HEIGHT	LENGTH X WIDTH	INSIDE DIAMETER	PISTON ROD DIAMETER	NET WEIGHT	PRICE EX. VAT
	TUNHYDCY30-13L	Tundra 13mm 30 Tonne	13mm	55cm ³	62mm	75mm	123mm x 98mm	75mm	64mm	4.6kg	
1	TUNHYDCY50-16L	Tundra 16mm 50 Tonne	16mm	101cm ³	72mm	88mm	148mm x 120mm	95mm	70mm	7.8kg	
	TUNHYDCY100-16L	Tundra 16mm 100 Tonne	16mm	200cm ³	91mm	107mm	188mm x 160mm	135mm	100mm	16.8kg	

TUNDRA LOW HEIGHT MULTI-STAGE HYDRAULIC CYLINDERS

- Lightweight, low-profile design for use in confined spaces
- Baked enamel finish for increased corrosion resistance
- Easy to transport

TUNDRA® HYDRAULIC CYLINDERS ARE IDEAL FOR LIFTING LARGE STRUCTURES IN CONFINED SPACES



30 TONNE 50 TONNE

	PRODUCT	DESCRIPTION	TONNAGE CAPACITY	STROKE	MIN. OIL REQUIRED	CLOSED HEIGHT	EXTENDED HEIGHT	LENGTH X WIDTH	NET WEIGHT	PRICE EX. VAT
1	TUNHYDCY30-54M	Tundra 30 Tonne Multi-Stage	30 Tonne	54mm	123cm ³	64mm	118mm	123mm x 98mm	4.7kg	
	TUNHYDCY50-69M	Tundra 50 Tonne Multi-Stage	50 Tonne	66mm	188cm ³	74mm	140mm	148mm x 120mm	7.9kg	

TUNDRA LARGE STROKE HYDRAULIC CYLINDERS

- Fitted with stopping ring, this protects the cylinder when the piston comes to a stop because it absorbs the weight from the other side
- Spring loaded piston which allows for quick release
- Fitted with O-ring for outstanding seal performance and a long service life.



TUNDRA® HYDRAULIC CYLINDERS ARE IDEAL FOR LIFTING LARGE STRUCTURES



30
TONNE

100
TONNE

INDUSTRIAL

	PRODUCT	DESCRIPTION	STROKE	MIN. OIL REQUIRED	CLOSED HEIGHT	EXTENDED HEIGHT	OUTSIDE DIAMETER	INSIDE DIAMETER	PISTON ROD DIAMETER	NET WEIGHT	PRICE EX. VAT
1	TUNHYDCY30-100	Tundra 30 Tonne Hydraulic Cylinder	100mm	471cm³	187mm	287mm	103mm	75mm	65mm	10.7kg	
2	TUNHYDCY30-150	Tundra 30 Tonne Hydraulic Cylinder	150mm	705cm³	237mm	387mm	103mm	75mm	65mm	13.5kg	
3	TUNHYDCY100-100	Tundra 100 Tonne Hydraulic Cylinder	100mm	1530cm³	232mm	332mm	168mm	135mm	90mm	30.6kg	

TUNDRA MAGNETIC LIFTERS

These magnetic lifters are designed to lift a variety of loads including steel, iron, round and other magnetic materials. The equipment eliminates the need for clamps, slings and chains allowing for increased working efficiency in busy garages and workshops. This equipment does not require a power source.



EACH SUPPLIED WITH AN DETACHABLE HANDLE

INDUSTRIAL

0.1
TONNE

0.3
TONNE

0.6
TONNE

1
TONNE

2
TONNE

3
TONNE

	PRODUCT	DESCRIPTION	CAPACITY	MAX LOAD (ROUND STEEL)	MAX LOAD (FLAT STEEL)	MAX BREAKAWAY FORCE	DIMENSIONS	WEIGHT	PRICE EX. VAT
	TUNMAGL0100	Tundra 100kg Magnetic Lifter	100kg	50kg	100kg	350kg	92 x 64 x 72mm	3.2kg	
	TUNMAGL0300	Tundra 300kg Magnetic Lifter	300kg	135kg	300kg	1050kg	162 x 91 x 89mm	10kg	
	TUNMAGL0600	Tundra 600kg Magnetic Lifter	600kg	300kg	600kg	2100kg	231 x 121 x 116mm	24kg	
1	TUNMAGL1000	Tundra 1000kg Magnetic Lifter	1000kg	500kg	1000kg	3500kg	260 x 150 x 158mm	50kg	
	TUNMAGL2000	Tundra 2000kg Magnetic Lifter	2000kg	1000kg	2000kg	7000kg	505 x 245 x 348mm	105kg	
	TUNMAGL3000	Tundra 3000kg Magnetic Lifter	3000kg	1500kg	3000kg	10500kg	505 x 245 x 348mm	105kg	

TUNDRA VERTICAL PLATE CLAMPS

Designed to provide a safe, secure method of lifting and transporting heavy steel plates

TUNVERLIF01

- Capacity: 1 Tonne
- Test load (KN): 14.7
- Jaw Opening: 0.20mm
- Dimensions: 295 x 50 x 138mm
- Weight: 5kg

TUNVERLIF02

- Capacity: 2 Tonne
- Test load (KN): 29.4
- Jaw Opening: 0.25mm
- Dimensions: 370 x 52 x 164mm
- Weight: 8kg

1
TONNE

PRICE EX.VAT

2
TONNE

PRICE EX.VAT

INDUSTRIAL

TUNDRA CHAIN BLOCKS

This equipment has been designed for vertically lifting and lowering loads by hand, under normal atmospheric conditions in a safe working environment.

- Heavy duty lifting capacity.
- Fitted with heat treated and ground, triple-spur geared shaft and pinion
- Also includes mechanical load brake for extra safety
- All chains are manufactured from hardened alloy material and load hooks feature safety latches.
- Compact gear housing allows use where headroom is limited
- Standard lift: 3m



0.5-3
TONNE

INDUSTRIAL

PRODUCT	DESCRIPTION	CAPACITY	PRICE EX. VAT
TUNCB0.5-3	Tundra 0.5 Tonne Chain Block	500kg	
TUNCB1.0-3	Tundra 1 Tonne Chain Block	1000kg	
TUNCB1.5-3	Tundra 1.5 Tonne Chain Block	1500kg	
TUNCB2.0-3	Tundra 2 Tonne Chain Block	2000kg	
TUNCB3.0-3	Tundra 3 Tonne Chain Block	3000kg	

TUNDRA LEVER BLOCKS

This equipment has been designed for vertically lifting and lowering loads by hand, in a safe working environment.

- Heavy duty Lever block with 3.0M standard lifting capacity.
- Fitted with heat treated and ground, triple-spur geared shaft and pinion.
- Also includes mechanical load brake for extra safety.
- All chains are manufactured from hardened alloy material and load hooks feature safety latches.
- Compact gear housing allows use where headroom is limited
- Standard lift: 3m



0.75-6
TONNE

INDUSTRIAL

PRODUCT	DESCRIPTION	CAPACITY	PRICE EX. VAT
TUNLB0.75-3	Tundra 0.75 Tonne Lever Block	750kg	
TUNLB1.50-3	Tundra 1.5 Tonne Lever Block	1500kg	
TUNLB3.00-3	Tundra 3 Tonne Lever Block	3000kg	
TUNLB6.00-3	Tundra 6 Tonne Lever Block	6000kg	

JERRY CANS

- Available in a range of sizes, our Jerry Cans are U.N. approved and provide a secure, steel casing to ensure the safe transportation and storage of a wide variety of liquids.
- Manufactured from 0.8mm steel and finished with a lockable, air-tight nozzle and cap.
- Colour easily indicates the jerry can contents:
Green – Unleaded fuel

ALL JEFFERSON
JERRY CANS ARE
U.N. APPROVED



JEFJERC05L

PRICE EX.VAT



JEFJERC10L

PRICE EX.VAT



JEFJERC20L

PRICE EX.VAT



JEFJERCFS

PRICE EX.VAT

2 TONNE PALLET TRUCK

JEFPT1

The Jefferson 2 tonne pallet truck is suitable for a broad range of material handling applications, including horizontal transport, order picking, loading / unloading and stacking. Designed for ease of use, our long-lasting truck allows for the safe and efficient movement of goods with very little effort. The low-lifting JEFPT1 has a load capacity of up to 2 tonnes and provides lift heights up to 190 millimetres and is fitted with heavy-duty double wheel solid castors.

- Fork Width: 150mm
- Fork Spacing: 130mm
- Fork Length: 1150mm
- Max. Lift: 2000kg
- Max. Load: 2 Tonne
- Max. Lift Height: 190mm



DOUBLE WHEEL
SOLID CASTORS



PRICE EX.VAT



TUNDRA 8 TONNE MACHINE MOVING SKATES

TUNCT08

- 1 x 4 tonne steering skate with turntable allowing directional changes during movement
- 2 x 2 tonne trailing skates
- All skate systems are standard equipped with a steering bar and alignment bar
- Polyurethane wheels giving a long life and reduced risk of any damage to your floor
- Max capacity: 8 tonne as a set



**8
TONNE**

INDUSTRIAL

PRICE EX.VAT

WORKSHOP HAND TROLLEY

JEF4101C

- Constructed from light yet durable metal
- Dimensions (LxWxH):
750 x 450 x 775mm



PRICE EX.VAT

TOOLS NOT INCLUDED

STAIR CLIMBER HAND TRUCK

JEF0101

- Height: 1150mm
- Overall Width: 600mm
- Platform Depth: 380mm
- Wheel Type: Solid
- Wheel Size: 160mm
- Weight: 18kg


PRICE EX.VAT

TUNDRA 300KG HYDRAULIC PLATFORM TRUCK

TUNLFTAB300

Heavy-duty construction. Fitted with two fixed and two swivel composite wheels for easy rolling over rough workshop and warehouse floors.


- Swivel wheels fitted with foot-operated brake.
- One-piece hydraulic unit controlled by large rear mounted foot pedal.
- Safety release mechanism positioned on handlebar for smooth controlled descent.
- Models feature safety bars to prevent inadvertent lowering.
- Suitable for numerous garage, industrial and warehouse handling applications.
- Supplied with non-slip platform cover for added load security.
- May also be used as a mobile service bench
- Max Load: 300kg
- Min Height: 240mm
- Max Height: 750mm
- Table Size: 820 x 520mm
- Weight: 60kg


PRICE EX.VAT
**0.3
TONNE**
INDUSTRIAL

SINGLE HANDLE HAND TRUCK

JEF1805

- Height: 1300mm
- Overall Width: 540mm
- Platform Depth: 220mm
- Wheel Type: Inflatable
- Wheel Size: 265mm
- Weight: 10kg


**COMPATIBLE WITH
INFLATABLE OR
SOLID WHEELS**

PRICE EX.VAT

TWIN HANDLE HAND TRUCK

JEF1806

- Height: 1160mm
- Overall Width: 540mm
- Platform Depth: 200mm
- Wheel Type: Inflatable
- Wheel Size: 265mm
- Weight: 8.5kg


**COMPATIBLE WITH
INFLATABLE OR
SOLID WHEELS**

PRICE EX.VAT

HEAVY DUTY HAND TRUCK

JEF1823

- Height: 1250mm
- Overall Width: 609mm
- Platform Depth: 300mm
- Wheel Type: Inflatable
- Wheel Size: 265mm
- Extended Depth: 565mm
- Weight: 13kg


**FOLD-DOWN
EXTENDABLE
FOOT PLATE**

PRICE EX.VAT

HAND TRUCK SPARE WHEELS



	PRODUCT	DESCRIPTION	PRICE EX. VAT
1	JEFWHEEL1805	Spare Wheel for JEF1805/1806	
2	JEFWHEEL1805-S	Solid Spare Wheel for JEF1805/1806	
3	JEFWHEEL1823	Spare Wheel for JEF1823	
4	JEFWHEEL1823-S	Solid Spare Wheel for JEF1823	

SINGLE CYLINDER TROLLEY**JEFCYLTRL08-S**

- Perfect for moving cylinders around job sites
- Durable steel rimmed wheels with roller bearings and solid rubber tyres
- Includes safety chains for securely holding cylinders

8" WHEELS**PRICE EX.VAT**

- Maximum Cylinder Diameter: 215mm
- Dimensions (h x w): 1115mm x 255mm
- Middle Bar Height: 800mm

DOUBLE CYLINDER TROLLEY (SINGLE HANDLE)**JEFCYLTRL06-D**

- Perfect for moving cylinders around job sites
- Durable steel rimmed wheels with roller bearings and solid rubber tyres
- Includes safety chain for securely holding cylinders

6" WHEELS**PRICE EX.VAT**

- Maximum Cylinder Diameter: 190mm
- Dimensions (h x w): 1040mm x 400mm
- Middle Bar Height: 495mm

DOUBLE CYLINDER TROLLEY**JEFCYLTRL08-D**

- Perfect for moving cylinders around job sites
- Durable steel rimmed wheels with roller bearings and solid rubber tyres
- Includes safety chain for securely holding cylinders

8" WHEELS**PRICE EX.VAT**

- Maximum Cylinder Diameter: 240mm
- Dimensions (h x w): 1040mm x 470mm
- Middle Bar Height: 740mm

DOUBLE CYLINDER TROLLEY (3 WHEELED)**JEFCYLTRL14-D3**

- Three wheels for extra stability and safety while moving cylinders around job sites
- Strong, durable steel rimmed wheels with roller bearings and solid rubber tyres
- Includes safety chain for securely holding cylinders
- Supplied with lockable storage box

14" WHEELS**PRICE EX.VAT**

- Maximum Cylinder Diameter: 315mm
- Dimensions (h x w): 1115mm x 635mm
- Middle Bar Height: 863mm

2 PIECE HEAVY DUTY ELASTIC STRAPS

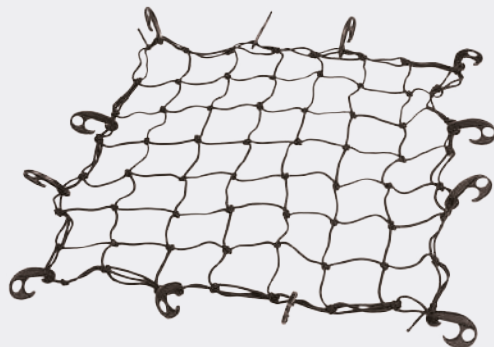

- Manufactured from virgin rubber with plastic coated steel hooks.
- Lashing capacity 20kg.
- Ideal for securing loads to vans and trucks.



PRODUCT	DESCRIPTION	PRICE EX. VAT
JEFES450-02	450mm Elastic Strap	
JEFES600-02	600mm Elastic Strap	
JEFES800-02	800mm Elastic Strap	

CARGO NET (12 HOOKS) 75CM X 75CM**JEFCN75-75**

- Safely secures vehicle loads whilst in transit.
- 75cm by 75cm-elasticated rubber net.
- Complete with 12 plastic hooks.
- Suitable for trade and domestic use.

**PRICE EX.VAT**

10 PIECE ASSORTED ELASTIC STRAPS

JEFESMIX-10

- High quality rubber bungee cords with coated steel hooks
- TUV/GS Tested & Approved
- 4x Ø4mm x 250mm
- 2x Ø8mm x 600mm
- 2x Ø8mm x 800mm
- 2x Ø8mm x 1000mm



PRICE EX.VAT

20 PIECE ASSORTED ELASTIC STRAPS

JEFESMIX-20

- High quality rubber bungee cords with coated steel hooks
- TUV/GS Tested & Approved
- 4x Ø4mm x 250mm
- 4x Ø8mm x 500mm
- 4x Ø8mm x 750mm
- 4x Ø8mm x 455mm
- 4x Ø8mm x 600mm



PRICE EX.VAT

RATCHET STRAPS

Manufactured according to European Standard EN 12195-2:2001, Jefferson ratchet straps are all fitted with a double J hook for added durability and provide superior support and safety when transporting goods.

- High quality ratcheting tie down straps
- Made from high-strength 100% Polyester Webbing
- Ideal for securing and binding oversized and difficult loads
- Automatic lock ratcheting action with easy release
- Fitted with double J Hooks
- Provides lashing capacity up to 2000 daN (breaking force 4000 daN)
- Manufactured and tested to EN 12195-2 with TUV & GS Certification



DOUBLE J
HOOK ON ALL
JEFFERSON
RATCHET STRAPS

RANGE IS
AVAILABLE IN
25MM & 50MM WIDTHS




PRODUCT	DESCRIPTION	LASHING CAPACITY	COMBINED LASHING CAPACITY	PRICE EX. VAT
JEFRS05M	5m x 25mm Blue Ratchet Strap	Ratchet: 400daN Strap: 400daN	800daN	
JEFRS05-0	5m x 25mm Orange Ratchet Strap	Ratchet: 350daN Strap: 350daN	700daN	
JEFRS08-0	8m x 50mm Orange Ratchet Strap	Ratchet: 2000daN Strap: 2000daN	4000daN	
JEFRS10M	10m x 50mm Blue Ratchet Strap	Ratchet: 2000daN Strap: 2000daN	4000daN	
JEFRS10-0	10m x 50mm Orange Ratchet Strap	Ratchet: 2000daN Strap: 2000daN	4000daN	
JEFRS12M	12m x 50mm Blue Ratchet Strap	Ratchet: 2000daN Strap: 2000daN	4000daN	
JEFRS12-0	12m x 50mm Orange Ratchet Strap	Ratchet: 2000daN Strap: 2000daN	4000daN	

PRODUCT	DESCRIPTION	LASHING CAPACITY	COMBINED LASHING CAPACITY	PRICE EX. VAT
JEFRS03.5-02	3.5m x 25mm Orange Ratchet Strap Set (2 Pack)	Ratchet: 250daN Strap: 250daN	500daN	
JEFRS05.0-04	5m x 25mm Orange Ratchet Strap Set (4 Pack)	Ratchet: 250daN Strap: 250daN	500daN	

4.5M X 25MM RATCHET TIE DOWN STRAPS (2 PACK)

JEFRS04.5-02

- Lashing capacity:
Ratchet: 350daN
Strap: 350daN
- Combined lashing capacity:
700daN



PRICE EX.VAT

EN 12195-2
:2001

FLIP UP LENS GAS WELDING GOGGLES**JEFSFGOG02**

- Infrared (IR) shade 5 protection with flip-up lenses
- Clear polycarbonate safety lenses
- Soft flexible vinyl frame
- Indirect ventilation in goggle frame
- Adjustable head strap



PRICE EX.VAT

INDIRECT VENTILATION GAS WELDING GOGGLES**JEFSFGOG04**

- Infrared (IR) shade 5 protection
- Indirect ventilation in goggle frame
- Green PC lens & frame
- Soft frame with nose cushioning and browguard
- Airtight and pressure-free fit with adjustable strap
- Tested and approved to EN166, EN169, EN170 & EN175



PRICE EX.VAT

CE EN166, EN169
EN170, EN175**CLEAR FRAMELESS SAFETY GLASSES****JEFSFGLS02**

- Clear frameless lens
- Polycarbonate arms & legs
- Side shields



PRICE EX.VAT

AMBER FRAMELESS SAFETY GLASSES**JEFSFGLS03**

- Amber frameless lens
- Polycarbonate arms & legs
- Side shields



PRICE EX.VAT

CE EN166 2001

DARK FRAMELESS SAFETY GLASSES**JEFSFGLS04**

- Dark frameless lens
- Polycarbonate arms & legs
- Side shields



PRICE EX.VAT

ANTI FOG & SCRATCH SAFETY GLASSES**JEFSFGLS05**

- One piece design for low energy impact protection
- Lightweight black nylon frame & clear lens
- Soft, non-slip nose bridge
- Adjustable temple length
- Manufactured, tested and approved to EN 166:2001



PRICE EX.VAT

PREMIUM EAR DEFENDERS**JEFSFEMU01**

- General purpose ear defenders
- Adjusts to three wearing positions
- Lightweight & robust design
- Single Number Rating (SNR): 24dB



PRICE EX.VAT

CE EN352 1:2002

HIGH PERFORMANCE FOLDING EAR DEFENDERS**JEFSFEMU02**

- SNR: 31.3dB
- Efficient Noise Reduction
- Self-adjusting cups provide superior fit
- Comfortable & efficient seal against noise



PRICE EX.VAT

CE EN352 1:2002

GREEN GRIP GLOVES

- Strong latex coated glove for general work and handling tasks.
- Fabric back allows air to circulate around the hand.
- Sizes: M, L or XL



PRODUCT	DESCRIPTION	PRICE EX. VAT
JEFGGLG-M	Green Grip Glove Medium	
JEFGGLG-L	Green Grip Glove Large	
JEFGGLG-XL	Green Grip Glove X Large	

CUT RESISTANT GLOVES

- Ultra thin Nitrile foam on a nylon / lycra lining.
- A strong and close fitting glove with high abrasion resistance.
- Cut Level 5 HPPE (High Performance Polyethylene) shell coating with grey PU
- Light, breathable polyester material allows for more comfortable use
- Heavy duty polyester bound cuffs for durability
- Sizes: L or XL



Cut Resistant
Gloves



PRODUCT	DESCRIPTION	PRICE EX. VAT
JEFGLCG-L	Cut Resistant Gloves Large	
JEFGLCG-XL	Cut Resistant Gloves X Large	

ORANGE THERMAL GLOVES

- Black latex coated palm and finger wrinkle finish
- 10g hi-visibility orange acrylic liner
- Designed to keep hands warm in cold conditions
- Provides excellent grip, flexibility and durability
- Sizes: L or XL



PRODUCT	DESCRIPTION	PRICE EX. VAT
JEFGLOT-L	Orange Thermal Glove Large	
JEFGLOT-XL	Orange Thermal Glove X Large	

BLACK PLATINUM FITTERS GLOVES

- Ultra thin nitrile foam.
- Nylon / lycra lining for added strength and comfort.
- Black nitrile foam palms provides a secure grip, even in wet conditions.
- High abrasive resistance.
- Elasticated wrist cuffs lock out dirt and debris.
- Sizes: S, M, L or XL



PLATINUM
FITTERS GLOVES



PRODUCT	DESCRIPTION	PRICE EX. VAT
JEFGLPF-S	Black Platinum Fitters Glove Small	
JEFGLPF-M	Black Platinum Fitters Glove Medium	
JEFGLPF-L	Black Platinum Fitters Glove Large	
JEFGLPF-XL	Black Platinum Fitters Glove X Large	

RED PVC GAUNTLET (14") SAFETY WORK GLOVE

JEFGLPVCG-XL

- Features a smooth, resistant PVC finish with excellent abrasion protection.
- This versatile glove provides excellent resistance to most fats, alcohols, oils, detergents etc.
- Ideal for wide range of tasks including DIY, labouring, cleaning & gardening.
- Size: XL



PRICE EX.VAT

RED PVC KNIT-WRIST SAFETY WORK GLOVE

JEFGLPVCKW-XL

- Features a knitted wrist and cotton interlock lining with a smooth, resistant PVC finish with excellent abrasion protection.
- This versatile glove provides excellent resistance to most fats, alcohols, oils, detergents etc.
- Ideal for wide range of tasks including DIY, labouring, cleaning & gardening.
- Size: XL



PRICE EX.VAT

BLACK FITTERS GLOVES

- Fitters gloves with polyurethane coated palms for extra grip.
- Ideal for precision tasks such as small scale assembly.
- Sizes: L or XL



PRODUCT	DESCRIPTION	PRICE EX. VAT
JEFGLSF-L	Black Fitters Glove Large	
JEFGLSF-XL	Black Fitters Glove X Large	

RIGGER GLOVES

JEFGLRIGK

- High grade grey leather work gloves with 100% cotton back.
- Cotton lined for improved comfort, dexterity and moisture absorption.
- Size: One Size



PRICE EX.VAT

DRY GRIP WATER-RESISTANT LATEX GLOVES

- Water-resistant work glove with latex fully-coated back, double-coated, sand-textured, latex palms & fingers, with soft nylon cuffs & inner lining
- Provides excellent grip, flexibility, comfort & protection when working in wet environments
- Sizes: L or XL



PRODUCT	DESCRIPTION	PRICE EX. VAT
JEFGLDG-L	Dry Grip Water-Resistant Latex Glove Large	
JEFGLDG-XL	Dry Grip Water-Resistant Latex Glove X Large	



HALF FACE RESPIRATORY MASK CONSUMABLES



	PRODUCT	DESCRIPTION	PRICE EX. VAT
1	JEFMSKPRFIL-02	Pre-Filters (2 pack)	
2	JEFMSKPFRET-02	Retainer (2 pack)	

ABEK1 GAS FILTER CARTRIDGES (X2)

JEFMSKFCAR-02

- Category III respiratory masks
- Compatible with JEFMSKFIL half face mask



CAT.III

CERTIFIED TO:
CE 0121

PRICE EX.VAT

TYPE	COLOR	PROTECTION
A1	Brown	Organic Vapours & Gases with boiling point 65°C & above
B1	Grey	Inorganic Vapours & Gases (ex. Carbon Dioxide/Monoxide)
E1	Yellow	Sulphur Dioxide & Other Acidic Vapours & Gases
K1	Green	Ammonia & Ammonia Derivatives Vapours & Gases
ABEK1	A1+B1+E1+K1	A1+B1+E1+K1

GECKO HEAVY DUTY HAND CLEANSER

- Designed to effectively remove oil, grease and ground-in soils and substances from skin.
- Contains no harsh solvents
- Manufactured from natural extracts and ingredients, making it gentle on skin
- Contains polychips to enhance cleansing action and lanolin to help prevent chapped and dry hands
- Ideal for automotive, engineering, agricultural and domestic use

CONTAINS NATURAL
EXTRACTS &
INGREDIENTS WITH
POLYCHIPS

GECKO GK1
Heavy Duty Hand Cleanser



	PRODUCT	DESCRIPTION	PRICE EX. VAT
1	JEFHCLN0.5	Gecko GK1 Heavy Duty Hand Cleanser 500ml	
2	JEFHCLN03	Gecko GK1 Heavy Duty Hand Cleanser 3L BEST SELLER	
3	JEFHCLN10	Gecko GK1 Heavy Duty Hand Cleanser 10L	

ANTI-FATIGUE RUBBER MAT BLACK

JEFMATANBK01

- Suitable for use in wet and dry areas
- Textured surface to provide slip-resistance
- Tough and durable for prolonged periods of use
- Dimensions: 1505 x 905 x 12mm



PRICE EX. VAT

Jefferson DIAMOND CUTTING BLADES

The Jefferson Diamond Blade range has been engineered with an extended service life in mind. Increased diamond density and segment heights improve performance over many of our competitors, 10mm segment height on our 4 1/2" and 9" blades and 12mm on the 12" blades and 14" blades, greatly increases the lifespan of our blades. Many of our competitors use between 5 to 10mm for similar sized blades.



INDUSTRIAL DIAMOND BLADES (ASPHALT)

- Usage: Suitable for wet & dry cutting of asphalt, asphalt over concrete, and abrasive building materials

PRODUCT	DESCRIPTION	SIZE	BORE	MAX SPEED	MAX RPM	PRICE EX. VAT
JEFDIBLB-300A	300mm Industrial Diamond Blade (Asphalt)	300mm/12"	20mm	100m/s	6,400	
JEFDIBLB-350A	350mm Industrial Diamond Blade (Asphalt)	350mm/14"	25.4mm	100m/s	5,500	



GENERAL PURPOSE DIAMOND BLADES (SINTERED TYPE)

- Usage: General Masonry - Concrete Floors, Slabs, Slate, Paving Stones, Facing Bricks

PRODUCT	DESCRIPTION	SIZE	BORE	MAX SPEED	MAX RPM	PRICE EX. VAT
JEFDIBLR-115T	115mm General Purpose Diamond Blade	115mm/4.5"	22mm	80m/s	13,300	
JEFDIBLR-230T	230mm General Purpose Diamond Blade	230mm/9"	22mm	80m/s	6650	
JEFDIBLR-300T	300mm General Purpose Diamond Blade	300mm/12"	22mm	100m/s	5100	



INDUSTRIAL DIAMOND BLADES (LASER WELDED)

- Usage: Concrete/Hard Material - Reinforced Concrete, Hard Facing Brick, Clay Pipes, Roofing Tiles


PRODUCT	DESCRIPTION	SIZE	BORE	MAX SPEED	MAX RPM	PRICE EX. VAT
JEFDIBLB-115P	115mm Industrial Diamond Blade	115mm/4.5"	22mm	80m/s	13,300	
JEFDIBLB-230P	230mm Industrial Diamond Blade	230mm/9"	22mm	80m/s	6650	
JEFDIBLB-300P	300mm Industrial Diamond Blade	300mm/12"	20mm	80m/s	5100	
JEFDIBLB-350P	350mm Industrial Diamond Blade	350mm/14"	25.4mm	100m/s	5500	



INDUSTRIAL TILE CUTTING DIAMOND BLADES (LASER WELDED)

- Usage: Tiles, Ceramic, Porcelain

PRODUCT	DESCRIPTION	SIZE	BORE	MAX SPEED	MAX RPM	PRICE EX. VAT
JEFDIBLG-115TC	115mm Tile Cutting Diamond Blade	115mm/4.5"	22mm	80m/s	13,300	
JEFDIBLG-230TC	230mm Tile Cutting Diamond Blade	230mm/9"	22mm	80m/s	6650	



METAL CUTTING ABRASIVE DISCS

Whether you need to cut iron box section, mild steel or steel reinforcing rod, there's a Jefferson® disc to do the job. Our discs come in a variety of bore sizes to suit the most common tools and are manufactured from the highest quality materials.

PRODUCT	DESCRIPTION	PRICE EX. VAT
JEFD01PRO	4" Metal Cutting Abrasive Disc 16mm Bore	
JEFD02PRO	4.5" Metal Cutting Abrasive Disc 22mm Bore	
JEFD04PRO	9" Metal Cutting Abrasive Disc 22mm Bore	
JEFD06PRO	12" Metal Cutting Abrasive Disc 20mm Bore	
JEFD08PRO	14" Metal Cutting Abrasive Disc 25.4mm Bore	



METAL GRINDING ABRASIVE DISCS

When cutting isn't an option, or maybe you only need to reduce the edge of a surface, then you need a grinding disc. Our range of discs have been designed to work efficiently while maintaining durability.

PRODUCT	DESCRIPTION	PRICE EX. VAT
JEFD15PRO	4" Metal Grinding Abrasive Disc 16mm Bore	
JEFD16PRO	4.5" Metal Grinding Abrasive Disc 22mm Bore	
JEFD17PRO	9" Metal Grinding Abrasive Disc 22mm Bore	



INOX CUTTING ABRASIVE DISCS

Due to the particular properties of stainless steel such as its hardness and ductile nature, our INOX steel cutting discs are much slimmer than the standard metal cutting discs.

PRODUCT	DESCRIPTION	PRICE EX. VAT
JEFD25PRO	4" x 1.6mm INOX Cutting Disc 16mm Bore	
JEFD26PRO	4.5" x 1.0mm INOX Cutting Disc 22mm Bore	
JEFD26PRO-CASE	4.5" x 1.0mm INOX Cutting Disc 22mm Bore (Case of 10)	
JEFD28PRO	9" x 1.8mm INOX Cutting Disc 22mm Bore	
TUNDSS045	Tundra Industrial 4.5" INOX Cutting Disc	
TUNDSS090D	Tundra Industrial 9" INOX Cutting Disc	



STONE CUTTING ABRASIVE DISCS

Since the properties of stone or concrete differ greatly from that of steel, the discs required to cut them must also vary. Our stone cutting discs have been optimised for performance in slicing through both natural stone and man-made concrete products.



PRODUCT	DESCRIPTION	PRICE EX. VAT
JEFD10PRO	4.5" Stone Cutting Abrasive Disc 22mm Bore	
JEFD12PRO	9" Stone Cutting Abrasive Disc 22mm Bore	
JEFD13PRO	12" Stone Cutting Abrasive Disc 20mm Bore	

ABRASIVE FLAP DISCS

The abrasive zirconium surface of our flap discs allow for a slower, more controlled removal of smaller amounts of waste material, particularly material produced while welding. Added to the range is our Tundra Industrial 7" Disc which produces even better performance!



PRODUCT	DESCRIPTION	PRICE EX. VAT
JEFD20PRO	4.5" Abrasive Flap Disc P40 Zircon 22mm Bore	
JEFD21PRO	4.5" Abrasive Flap Disc P60 Zircon 22mm Bore	
JEFD30PRO	4.5" Abrasive Flap Disc P80 Zircon 22mm Bore	
JEFD31PRO	4.5" Abrasive Flap Disc P120 Zircon 22mm Bore	
TUNDFL045-40	Tundra Industrial 4.5" Flap Disc Z40 Grit	
TUNDFL045-60	Tundra Industrial 4.5" Flap Disc Z60 Grit	
TUNDFL070-40	Tundra Industrial 7" Flap Disc Z40 Grit	

NEW!

INFRARED & ELECTRIC FAN HEATERS

keeping you warm in the workshop this Winter



PAGE
64


LINISHING BELT

JEFLBLT150-36G

For surface preparations and superior finishes, the Jefferson Linishing Belt is the No.1 choice for professionals. Premium material provides a fast cut on stainless steel, aluminium, nickel alloy and tool steel, among others. Great for grinding, surface polishing and deburring of forgings and castings.

- Linishing Belt 150mm x 2m P36 Grit

PRICE EX.VAT



BENCH GRINDING WHEELS

The Jefferson® grinding stones come in sizes 6" or 8" in either 36 or 60 grit. For the jobs that require a little more roughness, 36 grit would be the preferable choice. 60 grit is ideal for those jobs that require less coarseness.



BENCH GRINDERS

Find them in the
POWER TOOLS
SECTION...P.55

PRODUCT	DESCRIPTION	COMPATIBLE WITH	PRICE EX. VAT
JEFBGWH06-036	6" Bench Grinder Wheel 36 Grit	JEFBGS06	
JEFBGWH06-060	6" Bench Grinder Wheel 60 Grit	JEFBGS06	
JEFBGWH08-036	8" Bench Grinder Wheel 36 Grit	JEFBGS08	
JEFBGWH08-060	8" Bench Grinder Wheel 60 Grit	JEFBGS08	
JEFBG6WIND-036	6" Bench Grinder (Industrial) Wheel 36G	JEFBG6	
JEFBG6WIND-060	6" Bench Grinder (Industrial) Wheel 60G	JEFBG6	
JEFBG8WIND-036	8" Bench Grinder (Industrial) Wheel 36G	JEFBG8	
JEFBG8WIND-060	8" Bench Grinder (Industrial) Wheel 60G	JEFBG8	

INDUSTRIAL CUP BRUSHES

For jobs requiring the removal of rust and other corrosion from metal surfaces, our cup brushes are a fast and efficient solution. They are also well suited to the removal of paint or similar surface coatings. While best results are found when used on metallic surfaces, they can be used on others but we would advise that you test a small area first.



PRODUCT	DESCRIPTION	PRICE EX. VAT
1 JEFBCR075M14	Crimped Cup Brush M14 75mm	
JEFBCR100M14	Crimped Cup Brush M14 100mm	
JEFBCR125M14	Crimped Cup Brush M14 125mm	
2 JEFBCBTW065M14	Twist Knot Cup Brush M14 65mm	
JEFBCBTW100M14	Twist Knot Cup Brush M14 100mm	

WIRE BRUSHES



PRODUCT	DESCRIPTION	PRICE EX. VAT
JEFBRPBC03	Plastic Handle Brass Coated Wire Brush	
1 JEFBRPSS04	Plastic Handle Stainless Steel Wire Brush	
2 JEFBRWCS01	Wooden Handle Mild Steel Wire Brush	
JEFBRWSS01	Wooden Handle Stainless Steel Wire Brush	

INDUSTRIAL 500W SUBMERSIBLE WATER PUMP

NEW!

JEFSUBPIDW210-12

- Rated Power/Motor: 500W
- Power Supply: 110V / 50Hz
- Current: 16A
- Maximum Flow Rate: 12600L/Hr / 210L/Min
- Maximum Head: 12m
- Maximum Depth: 5m Maximum Grain Size: 7mm
- Maximum Temperature: 40°C
- Cable Length: 10m
- Insulation Class: B
- Ingress Protection: IP68
- Outlet Diameter: 2"
- Dimensions: 239 x 194 x 356mm
- Weight: 12.8kg



Suitable Applications Include:

- Construction sites
- Agricultural environments
- Commercial environments

INDUSTRIAL

PRICE EX.VAT

INDUSTRIAL 450W AUTOMATIC SUBMERSIBLE WATER PUMP

NEW!

JEFSUBPIDW260-11

- Extremely robust & compact design
- 2 inch (50mm) outlet float switch for controlled pumping
- Designed to offer excellent durability during periods of continuous use
- Dual position outlet port (vertical & horizontal) to avoid kinking
- Rated Power/Motor: 450W
- Power Supply: 110V / 50Hz
- Current: 16A
- Maximum Flow Rate: 15600L/Hr / 260L/Min
- Maximum Head: 11m
- Maximum Depth: 5m
- Maximum Grain Size: 6mm
- Maximum Temperature: 40°C
- Cable Length: 10m
- Insulation Class: B
- Ingress Protection: IP68
- Outlet Diameter: 2"
- Dimensions: 181 x 181 x 295mm
- Weight: 11.6kg



Suitable Applications Include:

- Construction sites
- Agricultural environments
- Commercial environments

INDUSTRIAL

PRICE EX.VAT

INDUSTRIAL 450W SUBMERSIBLE WATER PUMP

NEW!

JEFSUBPIRE085-10

- Ideal for pumping large or small areas of water found on flat surfaces, especially after flooding and liquid spills
- 1" outlet can be adjusted from top or side discharge to suit multiple applications
- 450W motor with thermal cutout
- Heavy-duty and durable build quality
- Manufactured from corrosion resistant materials with aluminium outer motor case
- Designed for pumping dirty water and residue
- Double-end mechanical seal
- Tough solid rubber base
- Rated Power/Motor: 450W
- Power Supply: 110V / 50Hz
- Current: 16A
- Maximum Flow Rate: 5100L/Hr / 85L/Min
- Maximum Head: 10m
- Maximum Depth: 5m
- Maximum Grain Size: 6mm
- Maximum Temperature: 40°C
- Cable Length: 10m
- Insulation Class: B
- Ingress Protection: IP68
- Outlet Diameter: 1"
- Dimensions: 190 x 190 x 301cm
- Weight: 11.8kg



Suitable Applications Include:

- Construction sites
- Aquatic environments

INDUSTRIAL

PRICE EX.VAT

CAPABLE OF PUMPING
DOWN TO 2MM

750W SUBMERSIBLE WATER PUMP**NEW!****JEFSUBPDW225-80**

- Manufactured from corrosion resistant materials
- Fitted with a float switch
- Rated Power/Motor: 750W
- Power Supply: 230V / 50Hz
- Current: 13A
- Maximum Flow Rate: 13500L/Hr / 225 L/Min
- Maximum Head: 8m
- Maximum Depth: 7m
- Maximum Grain Size: 35mm
- Maximum Temperature: 40°C
- Cable Length: 10m
- Insulation Class: B
- Ingress Protection: IP68
- Outlet Diameter: 1" / 1 1/4" / 1 1/2"
- Dimensions: 225 x 190 x 355mm
- Weight: 4.5kg

FLOAT SWITCH LENGTH
ADJUSTMENT CLIP

FLOAT SWITCH

CARRY HANDLE

OUTLET / DISCHARGE
HOSE CONNECTION**SUITABLE FOR****Domestic pumping of:**

- Rainwater
- Fresh water
- Mains water
- Chlorinated swimming pool water

Effective drainage of:

- Cellars
- Sinks
- cisterns
- Baths
- General transfer of water

PRICE EX.VAT**1100W SUBMERSIBLE WATER PUMP****NEW!****JEFSUBPDW266-95**

- Manufactured from corrosion resistant materials with stainless steel motor case
- Fitted with a float switch
- Rated Power/Motor: 1100W
- Power Supply: 230V / 50Hz
- Current: 13A
- Maximum Flow Rate: 15960L/Hr / 266L/Min
- Maximum Head: 9.5m
- Maximum Depth: 7m
- Maximum Grain Size: 35mm
- Maximum Temperature: 35°C
- Cable Length: 10m
- Insulation Class: B
- Ingress Protection: IP68
- Outlet Diameter: 1" / 1 1/4" / 1 1/2"
- Dimensions: 225 x 190 x 355mm
- Weight: 6.12kg

FLOAT SWITCH LENGTH
ADJUSTMENT CLIP

FLOAT SWITCH

CARRY HANDLE

OUTLET / DISCHARGE
HOSE CONNECTION**SUITABLE FOR****Domestic pumping of:**

- Rainwater
- Fresh water
- Mains water
- Chlorinated swimming pool water

Effective drainage of:

- Cellars
- Sinks
- cisterns
- Baths
- General transfer of water

PRICE EX.VAT

**IMPROPER USE MAY RESULT IN DAMAGE OR PERSONAL INJURY AND WILL INVALIDATE THE WARRANTY PROVIDED WITH THESE APPLIANCES.
DO NOT MODIFY THIS EQUIPMENT FOR ANY OTHER USE.**

The above appliances are not suitable for pumping explosive or flammable materials or sewerage. Do not use this equipment to pump industrial residue or sea water.
These pumps are not designed for continuous running (e.g permanent circulation in filter systems).
They should not be used to pump liquids containing abrasive materials (e.g containing mixtures of dirt, sand, mud or clay).

TRANSFORMERS

3.3kVA - 5.0kVA - 10.0kVA

PAGE
106

2" PETROL 5.5HP WATER PUMP

JEFWATPMP02

- Suction Port Diameter: 2" / 50mm
- Discharge Port Diameter: 2" / 50mm
- Max Output: 5.5HP/3600rpm
- Rated Capacity: 36m³/h
- Self-Priming Time: 70 s/4m
- Maximum Head: 28m
- Maximum Suction Head: 8m
- Engine: MacGen 5.5HP Petrol
- Engine Type: Four Stroke, Air Cooled, OHV Petrol
- Displacement Capacity: 163cc
- Guaranteed Noise Level: 102dBA
- Fuel Tank Capacity: 3.6L
- Lubrication Oil: SAE 10W/30
- Lubrication Oil Volume: 0.6L
- Dimensions (LxWxH): 466 x 376 x 398mm
- Weight: 23kg

Powered By
MACGEN



10W30 OIL FOR OPTIMAL
PERFORMANCE - SEE PAGE 170

PRICE EX.VAT



3" PETROL 6.5HP WATER PUMP

JEFWATPMP03

- Suction Port Diameter: 3" / 76mm
- Discharge Port Diameter: 3" / 76mm
- Max Output: 6.5HP/3600rpm
- Rated Capacity: 60m³/h
- Self-Priming Time: 70 s/4m
- Maximum Head: 26m
- Maximum Suction Head: 6m
- Engine: MacGen 6.5HP Petrol
- Engine Type: Four Stroke, Air Cooled, OHV Petrol
- Displacement Capacity: 196cc
- Guaranteed Noise Level: 102dBA
- Fuel Tank Capacity: 3.6L
- Lubrication Oil: SAE 10W/30
- Lubrication Oil Volume: 0.6L
- Dimensions (LxWxH): 517 x 415 x 452mm
- Weight: 25kg

Powered By
MACGEN



10W30 OIL FOR OPTIMAL
PERFORMANCE - SEE PAGE 170

PRICE EX.VAT



7 LITRE MANUAL EXTRACTOR

JEFLEXTM07

- Made from ABS thermoplastic polymer material with aluminium inflator
- Suitable for the extraction of all types of engine, transmission and lubricating oils from cars, motorcycles, engines and industrial machinery
- Also suitable for low viscosity fluids such as water
- 7 Litre capacity
- 26mm Suction port




4, 6, 8 & 10MM
SUCTION PROBES (1M
LONG) INCLUDED

PRICE EX.VAT

1" ROTARY PUMP

JEFULROPUMP

- Heavy-duty rotary pump transfers non corrosive fluids of light to medium viscosity
- Seals are made of nitrile rubber
- Suitable for up to 55 gallon barrels (205 Litres)
- Comes complete with ERW pipe on suction and chrome plated on delivery side
- 2" bung nut fitted with suction tube
- Cast iron vanes precisely machined are fitted in pump housing for smoother delivery
- Full Length: 130cm



FULL LENGTH 130CM

PRICE EX.VAT

LEVER OIL PUMP

JEFULOPMP

- Cushioned vinyl handle
- Supplied with self adjusting suction tube
- Dispenses approximately 300cc per stroke
- Suitable for use with 50 to 205 litre drums
- The Jefferson self-priming lever oil pump is manufactured from die-cast aluminum to give a quality finish.
- Supplied with self-adjusting, telescopic suction tube and 2" bung nut.
- Full Length: 130cm



FULL LENGTH 130CM

PRICE EX.VAT

TUNDRA 50:1 GREASE PUMP & GUN

TUNAGP50-60

World class industrial high pressure grease pump with guaranteed performance and hassle free operation. The pump dispenses grease at pressures up to 50 times the air inlet pressure. Designed to work in tough conditions – they are ideal for use in industry, workshop, agricultural, construction or as part of a mobile grease system.

- Working Pressure: 2-10BAR / 30-50PSI
- Max Air Pressure: 10BAR (150PSI)
- Max Outlet Pressure: 500BAR (7500PSI)
- Air Inlet Connection: 1/4" BSP Female
- Grease Output: 110kg/min
- For 50-60kg drums
- Supplied complete with drum cover, rubber lined follower plate, 84" high pressure grease hose, Z swivel and professional grease control valve.



PUMP ONLY - DRUM
NOT INCLUDED

PRICE EX.VAT

TUNDRA ADJUSTABLE GREASE DRUM TROLLEY

TUNHNDTRL20A

- Ideal for transporting oil/grease barrels.
- Steel construction with heavy duty wheels for use in rigorous work environments.
- Adjustable drum height locking clamp and base knobs for holding drums of varying diameters.
- Ideal for 20 litre, 5 gallon to 60 litre and 16 gallon drums.



TROLLEY ONLY
- DRUM & PUMP
NOT INCLUDED

INDUSTRIAL

PRICE EX.VAT

TUNDRA UNIVERSAL GREASE NIPPLE COUPLER

TUNHPQLGC-18

- High pressure quick connect grease coupler
- Max 8000 PSI
- 1/8" BSPT (Female) threads




INDUSTRIAL

PRICE EX.VAT

12" FLEXIBLE RUBBER HOSE

JEFLURHOSE12

- 12" (300mm)
- Made from heavy duty flexible rubber
- Fits all standard grease guns for additional flexibility




PRICE EX.VAT

TUNDRA DOUBLE LEVER GREASE GUN

TUNDLGG-18

- Double lever grease gun, complete with 300mm flexible hose with 4 jaw coupler.
- Robust zinc plated lever handle and ergonomic rubber grip for ease of use.
- 1/8" BSPT threads



INDUSTRIAL

PRICE EX.VAT

CONTINUOUS FLOW AIR GREASE GUN

JEFLUGGUN03

- Pistol-type, single shot gun suitable for agricultural, automotive and industrial applications.
- Die cast head and body with chromed steel grease tube
- Continuously pumps grease while trigger is depressed with 3 way fill and air-bleed valve
- Accepts 400g grease cartridges, bulk or manual fill
- Includes rigid delivery tube and 4-jaw coupler
- Supplied with UK quick release air fitting
- Angled spout
- Operating pressure: 60-150psi
- Delivery pressure: 1,200 - 5,000psi
- Air inlet: 1/4" BSP
- Capacity: 400cm³



INDUSTRIAL

PRICE EX.VAT

PROFESSIONAL IRON HEAD GREASE GUN

JEFLUGGUN04

- Highly durable drop resistant cast iron pump head with robust and durable construction
- Fitted with a comfortable easy grip handle
- Accepts 400g grease cartridges
- Angled spout
- Delivery pressure: 6,000psi
- Delivery per stroke: 0.7g
- Capacity: 400cm³




PROFESSIONAL

PRICE EX.VAT

MULTI-FUNCTIONAL GREASE GUN

JEFLUGGUN05

- Highly durable die-cast aluminium alloy pump head
- Fitted with a 2-way operating extendable handle:
 - Piston type - Ideal for use in confined spaces
 - Lever type - for when high pressure and volume is required
- Suitable for standard 400g cartridges
- Straight spout and 18" flexible hose
- Delivery pressure: 6,000psi
- Delivery per stroke: 0.56g
- Capacity: 400cm³
- Weight: 1.85kg



ADJUSTABLE
TELESCOPIC
HANDLE

SUPPLIED
WITH FLEXIBLE
HOSE

INDUSTRIAL

PRICE EX.VAT

17 LITRE OIL/ FLUID DRAIN PAN

JEFPAND017

- For the recovery of oil and antifreeze, the pan keeps the workshop floor free from oily residue
- Remains rigid even with hot oil
- High-Density Polyethylene
- UV Stabiliser
- Anti-Splash Lip



PRICE EX.VAT

OIL CANS

- Available in 500cc & 1000cc
- Heavy-gauge tin-coated steel body with powder-coated finish
- Double steel ball valve pump mechanism for high pressure fluid delivery



6" (152MM) FLEXIBLE SPOUT

8" (203MM) FLEXIBLE SPOUT

	PRODUCT	DESCRIPTION	PRICE EX. VAT
1	JEFLUOCAN500	500cc Oil Can	
2	JEFLUOCAN1000	1000cc Oil Can	

1 LITRE SPRAY BOTTLE

JEF1LTRBOT

- Max Capacity: 1000cc
- Length of range with long jet: 700cm
- Height of range with long jet: 350cm
- Wide angle max: 60°
- CC Leverage: 2.00cc



PRICE EX.VAT

MEASURING JUGS & FUNNELS

- Measuring jugs available from 1L to 5L
- Polyethylene jugs with screw caps
- Complete with flexible spout
- Measurement indicators for US Quarts & Litres



	PRODUCT	DESCRIPTION	PRICE EX. VAT
1	JEFLUMEAH01L	1 Litre Measuring Jug	
2	JEFLUMEAH03L	3 Litre Measuring Jug	
3	JEFLUMEAH05L	5 Litre Measuring Jug	
4	JEFLUASPFUN	9" Anti-Spill Funnel	
5	JEFLUTRAFUN	10" Tractor Funnel	

2.0HP PETROL CEMENT MIXER

compact and portable
for easy transportation



PAGE
59

DIESEL FLOW METER

JEFPMPDIEFLOWM

- Max. operating pressure: 3.5 BAR / (49psi)
- 4 digit counter & total counter
- Mechanical readout with rotating wheels
- Flow rate: 20 -120L/min
- Suitable for gravity fed or pump applications
- Accurate to +/-1%
- Aluminium metering chamber
- Subtotal can be set to zero



PRICE EX.VAT

AUTOMATIC FUEL NOZZLE

JEFPMPAUTONOZZ


- Flow rate: 0-80L/m
- Working pressure: 0.18MPa
- Suitable for diesel or petrol
- Low profile aluminium body



PRICE EX.VAT

DIESEL PUMP SET

- Self-priming rotary vane pump - 40L/min / 140W
- Cast iron pump body finished with anti-corrosion paint
- Vane pump with sintered steel rotor and acetal resin vanes
- By-pass valve incorporated in the pump body
- Comes complete with metal diesel gun with 1" swivel connection



AVAILABLE IN
12V & 24V

PRODUCT	DESCRIPTION	PRICE EX. VAT
JEFPMPDIESET12V	Diesel Pump Set DC 12V BEST SELLER	
JEFPMPDIESET24V	Diesel Pump Set DC 24V BEST SELLER	

FUEL TRANSFER PUMP 230V

JEFPMPDIECUBE60

This 230V mobile pump is perfect for dispensing diesel or light fuel oils such as paraffin from drums or tanks. The equipment comprises of an electric motor, vane oil pump, flow meter and fuel nozzle. This dispenser has been designed for a wide variety of non-commercial uses and is ideal for refuelling vehicles and equipment in garages, construction sites or agricultural environments. The pump kit is reliable, easy to operate and easily maintained.

- Flow Rate: 60 L/min
- Motor: 550W (2800rpm)
- Max Pressure: 3bar / 44psi
- Suction: Distance (5M) Lift (10M)



INCLUDES:

- Self Priming Cast Iron Vane Fuel Pump
- 550W Electric Motor
- 4 Digit Fuel Meter
- Automatic Fuel Nozzle (1" Swivel Connection)
- 2M Suction Hose with Filter and 1" Fittings
- 4M Rubber Delivery Hose

PRICE EX.VAT

CABLE TIES

- Manufactured from Nylon 66 material, allowing for increased heat resistance, excellent abrasion resistance and outstanding dimensional stability, meaning higher tensile strength
- All black cable ties within the range are UV resistant
- Supplied in retail packs of 100
- Ideal for domestic and industrial usage

MANUFACTURED
FROM
NYLON 66
(NON-RECYCLED)



AVAILABLE
IN BLACK
OR WHITE

PRODUCT	DESCRIPTION	PRICE EX. VAT
JEFCT0100-2.5B	2.5mm x 100mm Black (Pack of 100)	
JEFCT0140-3.6B	3.6mm x 140mm Black (Pack of 100)	
JEFCT0160-4.8B	4.8mm x 160mm Black (Pack of 100)	
JEFCT0200-3.6B	3.6mm x 200mm Black (Pack of 100)	
JEFCT0200-4.8B	4.8mm x 200mm Black (Pack of 100)	
JEFCT0200-7.6B	7.6mm x 200mm Black (Pack of 100)	
JEFCT0300-4.8B	4.8mm x 300mm Black (Pack of 100)	
JEFCT0300-7.6B	7.6mm x 300mm Black (Pack of 100)	
JEFCT0370-4.8B	4.8mm x 370mm Black (Pack of 100)	
JEFCT0370-7.6B	7.6mm x 370mm Black (Pack of 100)	
JEFCT0450-4.8B	4.8mm x 450mm Black (Pack of 100)	
JEFCT0450-7.6B	7.6mm x 450mm Black (Pack of 100)	
JEFCT0450-9.0B	9.0mm x 450mm Black (Pack of 100)	
JEFCT0750-9.0B	9.0mm x 750mm Black (Pack of 100)	
JEFCT0920-9.0B	9.0mm x 920mm Black (Pack of 100)	
JEFCT1020-9.0B	9.0mm x 1020mm Black (Pack of 100)	
JEFCT1220-9.0B	9.0mm x 1220mm Black (Pack of 100)	

PRODUCT	DESCRIPTION	PRICE EX. VAT
JEFCT0100-2.5W	2.5mm x 100mm White (Pack of 100)	
JEFCT0140-3.6W	3.6mm x 140mm White (Pack of 100)	
JEFCT0160-4.8W	4.8mm x 160mm White (Pack of 100)	
JEFCT0200-3.6W	3.6mm x 200mm White (Pack of 100)	
JEFCT0200-4.8W	4.8mm x 200mm White (Pack of 100)	
JEFCT0200-7.6W	7.6mm x 200mm White (Pack of 100)	
JEFCT0300-4.8W	4.8mm x 300mm White (Pack of 100)	
JEFCT0300-7.6W	7.6mm x 300mm White (Pack of 100)	
JEFCT0370-4.8W	4.8mm x 370mm White (Pack of 100)	
JEFCT0370-7.6W	7.6mm x 370mm White (Pack of 100)	
JEFCT0450-4.8W	4.8mm x 450mm White (Pack of 100)	
JEFCT0450-7.6W	7.6mm x 450mm White (Pack of 100)	
JEFCT0450-9.0W	9.0mm x 450mm White (Pack of 100)	
JEFCT0750-9.0W	9.0mm x 750mm White (Pack of 100)	
JEFCT0920-9.0W	9.0mm x 920mm White (Pack of 100)	
JEFCT1020-9.0W	9.0mm x 1020mm White (Pack of 100)	
JEFCT1220-9.0W	9.0mm x 1220mm White (Pack of 100)	

GECKO HEAVY DUTY HAND CLEANSER

- Designed to effectively remove oil, grease and ground-in soils and substances from skin.
- Contains no harsh solvents
- Manufactured from natural extracts and ingredients, making it gentle on skin
- Contains polychips to enhance cleansing action and lanolin to help prevent chapped and dry hands
- Ideal for automotive, engineering, agricultural and domestic use



CONTAINS NATURAL
EXTRACTS &
INGREDIENTS WITH
POLYCHIPS

GECKO GK1™
Heavy Duty Hand Cleanser



PRODUCT	DESCRIPTION	PRICE EX. VAT
1 JEFHCLN0.5	Gecko GK1 Heavy Duty Hand Cleanser 500ml	
2 JEFHCLN03	Gecko GK1 Heavy Duty Hand Cleanser 3L BEST SELLER	
3 JEFHCLN10	Gecko GK1 Heavy Duty Hand Cleanser 10L	

LINE MARKER PAINT (750ML)

- Ideal for painting in carparks, warehouses, engineering and construction environments.
- Suitable for both interior and exterior applications
- Suitable for hand application as a spot marker or in conjunction with a line marking applicator
- In suitable conditions this paint dries within approx. 30mins and cures within 24hrs
- Suitable for use on asphalt (tarmac), concrete, gravel and grass
- Available in a range of colours to denote a variety of signals
- Cap colour indicates paint type



	PRODUCT	DESCRIPTION	USAGE	PRICE EX. VAT
1	JEFMLINE-B	Line Marker Blue 750ml	Blue: Mandatory	
2	JEFMLINE-R	Line Marker Red 750ml	Red: Prohibition/Danger	
3	JEFMLINE-Y	Line Marker Yellow 750ml	Yellow: Hazard/ Caution	
4	JEFMLINE-G	Line Marker Green 750ml	Green: Safe Condition/ Direction	
5	JEFMLINE-W	Line Marker White 750ml	White: General Marking	

MATT BLACK SPRAY PAINT 500ML

JEFSPR10-MB

Jefferson Matt Black Spray Paint is a quick drying spray paint for interior and exterior use. With enhanced covering power and excellent adhesion and durability, this paint delivers a perfect finish on wood, metal, ceramic, plastic and other surfaces. Touch dry within 20-30 minutes of application in suitable environments.



PRICE EX.VAT

GLOSS BLACK SPRAY PAINT

JEFSPR11-GB

Jefferson Gloss Black Spray Paint is a quick drying spray paint for interior and exterior use. With enhanced covering power and excellent adhesion and durability, this paint delivers a perfect finish on wood, metal, ceramic, plastic and other surfaces. Touch dry within 20-30 minutes of application in suitable environments.



PRICE EX.VAT

GREY PRIMER SPRAY PAINT

JEFSPR12-PG

Jefferson Grey Primer Spray Paint is a quick drying spray paint for interior and exterior use. With enhanced covering power and excellent adhesion and durability, this paint delivers a perfect finish on wood, metal, ceramic, plastic and other surfaces. Touch dry within 20-30 minutes of application in suitable environments.



PRICE EX.VAT

10W30 MULTIPURPOSE ENGINE OIL**JEFOIL10W30-1L**

Suitable for normally aspirated and turbo charged, highly stressed petrol and diesel engines in cars and heavy commercials, vans, plant, buses and industrial equipment. It is miscible with all synthetic and mineral based engine oils.



PRICE EX.VAT

1 LITRE HT68 COMPRESSOR OIL**JEFOILHT68-1L**

Specialist compressor oil which is also suitable for use in rotary screw, vane, vacuum pumps and reciprocating compressors.

- Prolonged service life due to good oxidation resistance, excellent anti-wear and anti-corrosion properties
- Low foaming tendency
- Good demulsibility



PRICE EX.VAT

LUBRICANTS, FLUIDS & SPRAYS

1



2



3



PRODUCT	DESCRIPTION	PRICE EX. VAT
1 JEFSPR01	Multi Purpose Lubricant 450ml BEST SELLERS	
2 JEFSPR02	Zinc Galvanising Spray 500ml	
3 JEFSPR03	Cutting Tapping Fluid 500ml	

1 LITRE WATER BASED ANTI SPATTER**JEFASPWAT01L**

This product is a ready to use water-based weld spatter release, suitable for spatter protection in all welding applications. It emits no harmful fumes, is non-flammable, biodegradable and offers short term protection against corrosion. It contains no silicones thereby eliminating preparation work for painting.



USE WITH ANY JEFFERSON & TUNDRA MIG WELDERS
Find them in **WELDING...SEE P.28-30**

PRICE EX.VAT

NEW!**AUTO DARKENING WELDING & GRINDING HELMET****PM1****HI-DEFINITION**
OPTICAL CLASS 1/1/1/1**PAGE**
38

Conversion Table

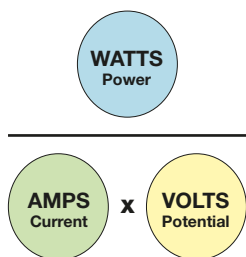
This information is provided as a guide only.

Quick conversions

The following conversions are outlined in this catalogue on the following basis:

IMPERIAL	METRIC
3/8"	10mm
1/2"	13mm
1"	25mm
2"	50mm
3"	75mm
4"	100mm
5"	125mm
6"	150mm
7"	180mm
8"	200mm
9"	225mm
10"	250mm
12"	300mm

Electric power calculation



To calculate missing value, cover required figure with finger.

i.e. find **VOLTS** = $\frac{\text{WATTS}}{\text{AMPS}}$

To convert kW to kVA multiply by 1.25.
To convert kW to kVA multiply by 0.8.

Watts power is sometimes referred to as VA or kVA.

Note:
1kVA is equivalent to
1000Watts power

Conversion factor

FROM	→	TO	METRIC UNITS	MULTIPLY BY
Inches	→	Millimetres	mm	25.4
Feet	→	Metres	mtr	0.305
Yards	→	Metres	mtr	0.914
Miles	→	Kilometres	km	1.609
Square inches	→	Square centimetres	cm ²	6.452
Square feet	→	Square metres	mtr ²	0.093
Square yard	→	Square metres	mtr ²	0.836
Square miles	→	Square kilometres	km ²	2.590
Cubic inches	→	Cubic centimetres	cm ³	16.387
Cubic feet	→	Cubic metres	mtr ³	0.028
Cubic yards	→	Cubic metres	mtr ³	0.765
Pints	→	Litres	ltr	0.568
Imperial gallons	→	Litres	ltr	4.546
Ounces	→	Grams	g	28.35
Pounds	→	Kilograms	kg	0.454
Tons	→	Tonnes (1000kg)	t	1.016
Lb/sq.in	→	Kg/sq.m	kg/m ²	703.07
Cubic feet/min	→	Litres/min	ltr/min	28.32
Lb.ft	→	Nm	Nm	1.36
psi	→	Bar	bar	0.0689

Socket size conversion

IMPERIAL	METRIC	IMPERIAL	METRIC
5/32"	4mm	1-9/16"	40mm
7/32"	5.5mm	1-5/8"	41mm
5/16"	8mm	1-11/16"	43mm
7/16"	11mm	1-11/13"	46mm
15/32"	12mm	1-7/8"	48mm
19/32"	15mm	2-1/16"	52mm
5/8"	16mm	2-1/8"	54mm
3/4"	19mm	2-3/16"	55mm
25/32"	20mm	2-1/4"	57mm
13/16"	21mm	2-3/8"	60mm
7/8"	22mm	2-1/2"	63mm
15/16"	24mm	2-9/16"	65mm
1-1/16"	27mm	2-5/8"	67mm
1-3/16"	30mm	2-3/4"	70mm
1-1/4"	32mm	2-13/16"	71mm
1-5/16"	33mm	2-15/16"	75mm
1-3/8"	35mm	3-1/8"	80mm
1-1/2"	38mm	3-3/4"	95mm

Notes:

Jefferson®

PROFESSIONAL TOOLS & EQUIPMENT




www.jeffersonstools.com

AIR TOOLS ★ WELDING ★ POWER TOOLS ★ HEATING & COOLING ★ PRESSURE WASHING ★ ACCESS EQUIPMENT ★ AUTOMOTIVE & WORKSHOP ★ LIGHT & POWER
HAND TOOLS ★ STORAGE, LIFTING & TRANSPORT ★ PERSONAL PROTECTION EQUIPMENT ★ ABRASIVES ★ FLUID & GREASE HANDLING ★ SUNDRIES

Jefferson®
PROFESSIONAL TOOLS & EQUIPMENT



SCAN HERE TO
VISIT US ONLINE



2 112345 678900 >

CALL US:

OUR OFFICE IS OPEN:

Monday - Thursday 8.30am - 5.00pm
Friday 8.30am - 4.00pm

The information in this catalogue is to the best of our knowledge true and accurate, but all recommendations or suggestions are made without guarantee. All Jefferson® pricing is subject to change due to potential changing market conditions. Since the conditions of use are beyond their control, Jefferson® Tools disclaim any liability for loss or damage suffered from the use of this data or suggestions. Furthermore no liability is accepted if use of any product in accordance with this data or suggestions infringes any patent. Jefferson® Tools reserve the right to change product specification without further notification. All images are for illustration purposes only and remain copyright Jefferson® Tools.